



OFFICIAL
CHICAGO BEARS
1978 Media Guide

FINGERTIP INFORMATION

The Chicago Bears Football Club, Inc.

Front Office & Public Relations
55 East Jackson (Suite 1200)
Chicago, Illinois 60604
Telephone — 312, 663-5100
Night — 312, 663-5103

Coaching Staff
541 N. Mayflower
Lake Forest, Illinois 60045
Telephone — 312, 234-1841
Press Room — 312, 234-1877

Home Field — Soldier Field (Capacity 57,359)

Colors — Orange, Navy Blue, White

Ticket Information

Single Game Sale Starts July 17.

All Seats (\$9.50 and \$7.50) Reserved

Box Office — 55 East Jackson (Suite 1250)

Telephone — 663-5408

Hours — 9 a.m. to 4 p.m. Monday thru Friday; Also Saturdays in season.

Soldier Field ticket windows open at 9 a.m. game days.

Tickets also available all Chicagoland Ticketron Outlets.

Press Will Call

Located at Gate "O" at South end of Soldier Field. Opens 9 a.m. for afternoon games; 3 p.m. for night games.

1978 DIRECTORY

Chairman of the Board	George S. Halas
President	George S. Halas, Jr.
Vice President	Edward W. McCaskey
Executive Vice President & General Manager	James E. Finks

Administrative Staff

312, 663-5100

Assistant to General Manager	Bill McGrane
Treasurer	Jerry Vainisi
Stadium Operations	George Arneson
Business Manager	Rudy Custer
Dir. of Collegiate Scouting	Jim Parmer
Dir. of Pro Scouting	Bill Tobin
Public Relations	Ted Haracz
Haracz Home Phone	312, 945-6208
PR Assistant	Patrick McCaskey
PR Assistant	Corinne Nierman

Press Aide

Jay Vanier

Coaching Staff

312, 234-1841

Head Coach	Neill Armstrong
Offensive Line	Jerry Frei
Defensive Line	Dale Haupt
Running Backs, Special Teams	Hank Kuhlmann
Secondary	Jim LaRue
Offensive Coordinator	Ken Meyer
Defensive Coordinator	Buddy Ryan
Receivers	Doug Scovil
Trainer	Fred Caito
Assistant Trainer	Tom Wilkinson
Strength Coordinator	Clyde Emrich
Equipment Manager	Ray Earley
Equipment Assistant	Ken Earley
Film Director	Mitch Friedman

1978 SCHEDULE

Preseason Games Central Times Camp Information

Sat./July 29	Prep Night*	6:00 PM
Sat./Aug. 5	Oakland	6:00 PM
Sat./Aug. 12	St. Louis	6:00 PM
Sat./Aug. 19	at Cincinnati	7:00 PM
Thurs./Aug. 24	at Seattle	9:30 PM

*Public School Benefit. All seats \$4.

The Bears will again train on the campus of Lake Forest (Ill.) College, 30 miles north of Chicago's Loop. The main camp office will be located in the Sports & Health Center on South Campus (Phone AC 312, 234-7162). The Press Room will be located again in McClure Hall (Phone AC 312-234-8270). All workouts open to the public.

CHAMPIONSHIP SEASON

	CENTRAL TIMES
Sunday, Sept. 3	CARDINALS at CHICAGO 1:00 PM
Sunday, Sept. 10	49ers at San Francisco 3:00 PM
Sunday, Sept. 17	Lions at Detroit Noon
Monday, Sept. 25	VIKINGS at CHICAGO 8:00 PM
Sunday, Oct. 1	RAIDERS at CHICAGO 3:00 PM
Sunday, Oct. 8	Packers at Green Bay 1:00 PM
Monday, Oct. 16	Broncos at Denver 8:00 PM
Sunday, Oct. 22	Buccaneers at Tampa Bay Noon
Sunday, Oct. 29	LIONS at CHICAGO 1:00 PM
Sunday, Nov. 5	SEAHAWKS at CHICAGO Noon
Sunday, Nov. 12	Vikings at Minnesota 3:00 PM
Sunday, Nov. 19	FALCONS at CHICAGO 1:00 PM
Sunday, Nov. 26	BUCCANEERS at CHICAGO 1:00 PM
Monday, Dec. 4	Chargers at San Diego 8:00 PM
Sunday, Dec. 10	PACKERS at CHICAGO 1:00 PM
Saturday, Dec. 16	Redskins at Washington Noon

TABLE OF CONTENTS

Current

Biographies, Coaches	7-10
Biographies, Front Office	4-6
Biographies, Rookies	45-47
Biographies, Veterans	12-44
Cut Down Dates	20
Halas, George S.	2-3
Money Bears, 1978	63
Lyrics, Bear Down	29
Media Information	129
Opponents	129
Playoff Qualification	127-128
Prep Night	25
Pronunciations	12-47
Recapitulation, 1977	48-57
Road Headquarters	60
Roster Analysis	62
Roster, Rookies	65
Roster, Veterans	64
Schedule, Bears	1
Schedule, NFL	124-127
Standings, 1977	57
Statistics, 1977	58-59
Training Camp	1

Historical-Records

All-Pro Bears	104
Annual Stat Leaders	91-95
Assistant Coach Roster	112
Attendance	12
Career	88-90
Coaching Records	112
Colleges	27
Drafts	61
Hall of Famers	106-107
Historical Highlights	108-109
Individual Records	68-77
Last Time Marks	66
Opponents Big Days	67
Piccolo Award	103
Pro Bowl Bears	105
Results, All-Time	113-123
Retired Numbers	36
Roster, All-Time	95-102
Series Standings	110-111
Soldier Field History	47
Soldier Field Records	67
Team Records	78-87
Trades	60

George Stanley Halas Chairman of the Board

"... never go to bed a loser ..."



A plaque hanging in the Pro Football Hall of Fame reads in part:

"... Heading the Chicago Bears for more than a half-century, George S. Halas, 83, the team's founder and for 40 of 59 years its head coach, is one of the most enduring personalities in any sports endeavor. He is also the only survivor of the little band of enthusiasts who met in a Canton automobile agency to organize the American Professional Football Association on September 17, 1920. The Bears are one of two surviving charter franchises of the APFA, which was the direct forerunner of the NFL

"The Bears' success on the playing field has been legendary. . . . More Bears have been enshrined in the Pro Football Hall of Fame than from any other club—16 long-term Bears, including Halas, to be exact . . ."

That quote doesn't tell you a lot about one George S. Halas. But then, Halas the man, Halas the coach, the Chicago Bears and, in some aspects, professional football are one in the same. Inseparable. Each of the four has a separate birthdate, yet they are one in the same.

The biography of one would spill into the life of the others. Halas feels he is just about the most fortunate man in all professional sports . . . his version of a great American dream has come true. He is the home town boy who didn't have to travel far away to make good but rather pyramided one success upon another right in Chicago.

Halas is a man of unique stature and distinguished status, active in the operation of the Chicago Bears since 1920 when he founded the team. This year, 1978, is the 59th since the Bears came into being as the Decatur Staleys.

No other football coach, professional or college, has equalled his personal winning record. The 40

years he coached the Bears break down into four separate 10-year tenures: 1920-'29, 1933-'42, 1946-'55, and 1958-'67.

In those years, the Bears won 326 games, including playoff wins.

Halas, born February 2, 1895, and raised on Chicago's West Side, prepped at Crane Tech High School, went on to the University of Illinois lettering in football, basketball, and baseball. After graduation in 1918, he went into the Navy for the first of his two tours of duty.

Halas was Player of the Game in the 1919 Rose Bowl as an end on the Great Lakes team that beat the Marines 17-0.

An ensign in World War I, Halas enlisted again in World War II, becoming welfare and recreation officer of the Navy's Pacific Fleet under Admiral Nimitz. He was decorated with the Bronze Star. A commander when he left active duty in 1946, Halas retired as a captain in the Naval Reserve. He has also been awarded the Distinguished Citizens Award—highest honor the Navy can bestow on a civilian.

After leaving the Navy for the first time, Halas played right field briefly for the New York Yankees, who optioned him to St. Paul in the American Association. A hip injury shortened his baseball career. In 1920, he turned a course that became a highway to success for him.

Halas went to work for a Decatur, Ill., corn products firm owned by a rabid sports fan, A. E. Staley. Staley sponsored a semipro baseball team managed by the famous ex-New York Giants pitcher "Iron-Man Joe" McGinnity. Halas played shortstop, captained the team.

Late that summer, Staley commissioned him to organize an independent football team.

Those Decatur Staleys were forerunners of the Bears. He also adopted the nickname in 1922, the year after moving the team to Chicago. In 1921, they were known as the Chicago Staleys under an agreement with the corn products firm.

As a player, Halas set an NFL record that stood for 49 years. He ran 98 yards for a touchdown with a Jim Thorpe fumble in a 26-0 win over the Oorang Indians at Wrigley Field November 4, 1923. The record stood until Oakland's Jack Tatum returned a Green Bay fumble 104 yards in 1972. After he played end for the Bears from 1920-'29, he was named to the NFL All Pro Squad of the 1920's.

Halas' intensity and competitive drive gave the Bears colorful, dramatic flair. He seeks to add dignity to the sport he loves so deeply. Halas and the Bears are responsible for these innovations, some unorthodox at the time they were introduced:

First pro team to practice daily; to take game movies for study and strategical purposes; to hire its own band whose repertoire featured its own team song "Bear Down, Chicago Bears"; to publish and distribute a club newspaper to fans; to encourage radio broadcasts of games; to have a homecoming game every season with an evening banquet for all ex-Bears; to agree to a Sudden Death plan for playoff games (in 1941 with Green Bay—six years before NFL adoption).

When Halas signed Red Grange in 1925 and arranged a coast-to-coast tour, the Bears brought N.F.L. football to cities that had hardly heard of it.

"What we had going for us was the great, bursting enthusiasm of the players; their genuine liking for the game and the bruising contact. That hasn't changed. The players of the present are just as intense. And that is why the game has come as far as it has: fans in the early days responded to the all-out effort of the players. Fans now respond just the same, but in greater numbers."

Perhaps the most powerful influence on Halas a year or two before he dedicated himself to pro football was Coach Bob Zuppke's farewell talk to the 1918 Illinois team. Halas never forgot Zuppke's words:

"Goodby makes no sense whatever. Just when all of you begin to know something about football after three years, I lose you. Football is the only sport that ends a man's career just when it should be beginning."

Halas, of course, had much to do with changing Zuppke's appraisal. Professional football is an extension of a player's competitive life but Halas has always cautioned veterans and rookies alike:

"Don't regard pro football as a complete career in itself. Don't see it as the beginning and the end of

your earning power. Plan for the years beyond. Use the glamor of the game to attract attention to yourself by playing well. That will develop first, an off-season occupation, and then assurance of a substantial future."

Four times, Halas has interrupted his coaching activities of his own volition.

Coincidentally, in 1933 and again in 1946 when Halas resumed head coaching duties after having been away, his Bears' team won world championships immediately. Taking over for Driscoll in 1958, Halas needed a little more time to develop the "big" winner, but that did happen in 1963 when the Bears won their eighth championship.

(Halas' Bears actually won nine championship games but only eight are recognized by the NFL at this time. Number nine was in 1924 when the Bears whipped the Cleveland Bulldogs 23-0 in Wrigley Field Dec. 7. In those days, championships were awarded at post-season League meetings. Halas says with a grin "... I left the meeting room to go to the washroom and when I got back they had awarded the championship to Cleveland.")

The Associated Press, The Sporting News, and The United Press International named him Coach of the Year after the 1963 and 1965 seasons.

He retired from coaching May 27, 1968.

The team rather than the individual has always been the philosophy of the Bears. The Bears are tied with the old Canton Bulldogs for most consecutive regular season games without defeats—24. Canton did it in 1922-23, (21 wins, three ties) while the Bears turned the trick from 1941 through '43 (23 wins, one tie). The Bears scored most straight victories, all games, 18 in a row (1933-'34 and again in 1941-'42). The Miami Dolphins tied this record (1972-'73). Their 17 straight regular season victories (1933-'34) were another record—and they share second place in this category with 16 in a row: Bears (1941-'42) and Miami (1971-'73).

The Bears also went an incredible 30 games without a defeat from 1932 to 1933. That span includes regular season, championship, and pre-season tilts.

During the early 1940's, the team probably reached the height of its power with four straight Western Conference titles; three world championships; a fantastic four season record (including pre-season games) of 62 victories, 7 losses, 1 tie for an astronomical winning percentage of .899; 2,164 points against 842. The 1940 team, which destroyed the Washington Redskins with an all-time high scoring mark of 73-0 for the world championship, was voted the greatest professional team of all time by the National Academy of Sports Editors in 1963.



GEORGE HALAS, JR.
President

GEORGE HALAS

Peace in the NFL between the owners and the players in 1977 after three years was especially satisfying to George (Mugs) Halas, president of the Chicago Bears.

Halas is a member of the executive committee of the NFL Management Council.

Other members of the committee are Wellington Mara of the New York Giants, Rankin Smith of Atlanta, Art Modell of Cleveland, Ralph Wilson of Buffalo and Joe Robbie of Miami.

President of the Club since 1963, Mugs (nicknamed by his father George S. Halas) started his football career on a full-time basis in 1950. Three years later, he took over its treasurer's responsibilities.

A Business Administration graduate of Loyola University in 1949, Halas is a life-long resident of Chicago who attended Loyola Academy.

He learned football the hard way. As a youngster, he hung helmets in the locker room before the game and carried the water on the sideline during the game.

Halas was the club's general manager for 14 years.

Mugs served with the U.S. Navy Reserve during World War II prior to completing his college education.

Halas serves on the board of directors of the Park National Bank, the Chicago Association of Retarded Children, and United Cerebral Palsy.

He is a trustee of the Pop Warner Football League.

Born September 4, 1925, Halas has two children.

ED McCASKEY

Vice President

Community involvement programs are a natural for the Chicago Bears Vice President and Treasurer Ed McCaskey, who once was a professional night club singer.

An executive with the Bears since 1967, McCaskey has been the spearhead for the Club's civic projects.

A close friend of the late Brian Piccolo whom he considered as a son, McCaskey worked closely with Screen Gems in the production of the movie "Brian's Song." He represents the NFL owners on the Brian Piccolo Golf Tournament Committee that has donated over \$240,000 to the Memorial Sloan-Kettering Cancer Center in New York, as a memorial to Brian Piccolo.

Entering the business world after World War II, McCaskey was in the music publishing business in New York and associated with the late Jimmy Dorsey.

Since coming to Chicago in '49, he has been merchandising manager for the National Retail Tea and Coffee Association, executive vice president of Merchandise Service, Inc., and an account executive for E. F. MacDonald Co.

Born April 27, 1919, in Philadelphia, McCaskey sang with dance bands before enrolling at the University of Pennsylvania in 1940. He continued a singing career during his collegiate days and was elected a class president at Penn. After graduation in absentia in '43, McCaskey served with the 80th Infantry in France—enlisting as a private and leaving the Army with Captain's rank.

He serves on the board of trustees of Rosary College.

McCaskey and his wife Virginia have 11 children, ten grandchildren and reside in Des Plaines.



EDWARD W. McCASKEY
Vice President

President

JAMES E. FINKS

Vice President, General Manager,
Chief Operating Officer



As Chicago was reveling in the Bears six-game winning streak that carried the team into its first NFL playoff in 14 years last December, Jim Finks was putting the accomplishment in perspective:

"The only thing that counts is winning the Super Bowl. Of course, getting into the playoffs is the first step. Once you're in anything can happen. But when it's all over, there is only one winner . . . 27 losers. We're not in the class of Dallas, Oakland, Denver, Baltimore or New England. In fact, there were nine or ten teams in the League better than we were last year, so we have a ways to go yet."

Under new field leadership this year with Neill Armstrong as head coach, the Bears are entering year four of the Finks new deal this September. As executive vice-president, general manager and chief operating officer, Finks joined the NFL's charter franchise Sept. 12, 1974.

Throughout that season, he studied the Club's operation and personnel before launching a massive reconstruction project that touched all aspects of the operation. Working his basic philosophy, "be sound from top to bottom, let the system work, neither overreact, panic or play to the media", only five staffers and 10 players remain from the pre-Finks era.

On the field, the changes have produced a natural progression that has taken the team from 4-10 in 1975, to 7-7 and then 9-5 and the playoffs last year. That progress permitted Finks to take his first vacation in four years last March.

Finks, who will be 51 Aug. 31 (1927), broke into the NFL in 1949 as a rookie quarterback with the Pittsburgh Steelers from Tulsa University.

Since that time, he has been an NFL regular at both defensive back and quarterback, a college (Notre Dame) coach, a Canadian Football League (CFL) scout and general manager, Club Vice President and General Manager, and League Executive—all with distinction.

He has down played his role as advisor to the NFL

Management Council during the three-year negotiations with the Players' Association.

Finks joined the Bears after serving full time with the Management Council through the turbulent summer of '74 and its player strike. Previously his 10-year association with Minnesota brought the Vikings to the top of the professional game. Finks joined Minnesota in 1964 as its general manager and six seasons later saw the Purple Gang in their first Super Bowl (Jan. 11, 1970).

That same season (1969) Finks was named Vice President of the Minnesota Club—retaining his general manager's duties.

As Viking fortunes increased to include 47 victories in his last four seasons (1970-'73), Finks resigned his post in Minnesota. He was the Club's Executive Vice-President when he tendered his resignation following the Vikings' second Super Bowl.

Finks was a T-formation collegiate quarterback at Tulsa before he entered the NFL with the Steelers.

Pittsburgh still employed a single wing offense, however, and the 5-10, 175-pound passer found himself defending passes. From 1949-'51, Finks was a regular in the Steeler secondary.

In 1952, the Steelers converted to the T-formation and Finks switched back to quarterback. In '53, he joined Otto Graham as the Eastern Conference quarterbacks in the Pro Bowl.

Finks left the pro game to coach Notre Dame's 1956 backfield under Terry Brennan.

He scouted for Calgary in the Canadian League the following season and took over as general manager of the Stampeders in late 1957. He remained with the Stampeders until moving to Minnesota in '64.

In 1968, he was on the first NFL negotiating committee that met with the Players Association.

Finks and his wife Maxine have four sons—Jim, David, Dan and Tom. He is a native of Salem in south central Illinois about 70 miles east of St. Louis.

DEPARTMENT HEADS



BILL McGRANE
Assistant to
General Manager



GEORGE ARNESON
Stadium Operations



TED HARACZ
Public Relations



JERRY VAINISI
Treasurer



RUDY CUSTER
Business



JIM PARMER
College Scouting



BILL TOBIN
Pro Scouting



FRED CAITO
Trainer



CLYDE EMRICH
Physical Coordinator



MITCH FRIEDMAN
Film



RAY EARLEY
Equipment

NEILL FORD ARMSTRONG HEAD COACH



Fortunate and privileged are words used by Neill Armstrong to describe his first reactions to being named coach of the Chicago Bears.

Now, just months after the 52-year old coach succeeded Jack Pardee, the Bears are using the same words—fortunate and privileged—as their reaction to giving Neill Armstrong in Chicago.

The Bears 9th head coach in 59 years, Armstrong signed on with Chicago Feb. 16 (1978) after eight seasons as defensive coordinator of the Minnesota Vikings.

A 14-year veteran of the NFL as both player and coach, Armstrong has been in the League's playoffs after 11 of those seasons. In seven of his 14 years, his teams have played for the League championship.

As the Vikings defensive leader, Armstrong with Minnesota had been in the playoffs all but one season and won NFC championships in 1969, 1973, 1974 and 1976.

Born March 9, 1926, at Tishomingo, Okla., Armstrong had a five-year NFL playing career (1947-51) with the Philadelphia Eagles as an offensive end and defensive back. During those seasons, the Eagles played for the NFL championship three times (winning the 1948 over the Chicago Cardinals 7-0) and 1949 (over the Rams 14-0) titles.

Armstrong was a star end and play caller on Oklahoma State's (then Oklahoma A&M) power-

house teams from 1943 to 1946. The Cowboys went 21 games without a loss during that span and won Cotton and Sugar Bowl titles.

He was voted all-America honors following his senior year—only the second OSU player to have won that honor.

He concluded his playing career in the Canadian Football League (1951, 1953-54) with the Winnipeg Blue Bombers.

Armstrong began his coaching career with a seven-year tour as an assistant at his Alma Mater Oklahoma State from 1955 to 1961.

His first coaching exposure to professional football came with the Houston Oilers teams of Frank "Pop" Ivy that were 17-11 in 1962 and 1963.

During a six-year reign as head coach of the Edmonton Eskimos, Armstrong led a once down-trodden team into the CFL playoffs three times. His complete CFL record was 37-56-3 from 1964 through 1969.

He joined Bud Grant's Viking staff in late 1969 after the CFL season ended but in time for Minnesota's first Super Bowl drive.

Armstrong and his wife Jane have three children—Neill, Jr., a University English teacher in Venezuela, David, an elementary teacher near Calgary, Alberta, Canada, and Gail a hostess in Honolulu.

BEARS / 7

BEAR ASSISTANT COACHES

JERRY FREI OFFENSIVE LINE

Foreman of the Chicago steamroller set, Jerry Frei (pron: fry) begins his seventh season as a NFL offensive line coach and first year with the Bears this fall.

A coach for 26 years, the 53-year-old Frei has tutored the blocking corps at Denver and Tampa Bay before joining Neill Armstrong's first Bear staff.

Charged with the critical responsibility of bringing along a promising group of linemen whose average age is 24, Frei was an offensive lineman as a collegian on the standout Wisconsin teams of 1942, 1946-47. Among his Badger teammates who would later star in the NFL were Elroy Hirsch and Pat Harder.

A native midwesterner who was born June 3, 1942 at Brooklyn, Wisc., Frei began his pro coaching career with the Broncos in 1972. He joined John McKay's first Buccaneer staff in 1976.

A 1948 graduate of Wisconsin, Frei spent 12 as a collegiate assistant coach at the University of Oregon from 1955 through 1966.

He succeeded Len Casanova as the Ducks' head coach in 1967. Although Oregon compiled a 22-29-2 record during his five years as head coach, the Ducks' 1970 record of 6-4-1 was good for second place in the Pac-8. That finish remains Oregon's highest ever Pac-8 standing.

Twice during that 1970 season Frei was named "Coach of the Week" after the Ducks upset Southern Cal and Air Force. His first collegiate coaching experience came from 1952 to 1954 at Willamette University.



DALE HAUPT DEFENSIVE LINE COACH

Twenty years after he last played competitive football in the Army at Fort Benning, Dale Haupt finds himself an NFL rookie again starting his first season of professional football coaching tutoring the Bears' defensive line.

At Duke last season, Haupt has spent the last 17 years coaching major college football. After six of those seasons, he has taught in bowl games.

Born April 12, 1929 at Manitowoc, Wis., the three-time University of Wyoming letterman has spent the last six years tutoring linemen in the Atlantic Coast Conference. His one year at Duke was preceded by a five-year stint at North Carolina State (1972-76).

Wyoming's most valuable player as junior guard-linebacker in 1952, Haupt was the Cowboys' captain as a senior. A two-time all-conference pick, he played with the 1954 Green Bay Packers before entering the Army.

Discharged with the rank 1st Lt. in 1957, Haupt coached high school football (Apopka, Fla., Casper, Wyo., and Dayton Beach, Fla.) for three years before teaching the college game.

Haupt began his college coaching career at Tennessee where he was head freshman coach from 1960-63. He joined the varsity staff at Iowa State (1964 & '65) for two seasons before a six-year tour at the University of Richmond (1966-71).

He has coached in the 1968 and 1971 Tangerine Bowls, the 1972 and 1975 Peach Bowls, the 1973 Liberty Bowl, and the 1974 Astro-Bluebonnet Bowl.

Haupt holds a B.S. in education from Wyoming and a masters degree in education from East Carolina.



HANK KUHLMANN . . . RUNNING BACKS & SPECIAL TEAMS

After three years helping shake down Notre Dame thunder on collegiate opponents, Hank Kuhlmann (pron: kool-men) returns to National Football Conference Central Division warfare this season as the Chicago Bears coach of running backs and special teams.

Bears fans hope Kuhlmann will continue a personal streak of titles won this season noting the Fighting Irish national collegiate championship of 1977.

Kuhlmann, 40, guided the Notre Dame running backs and special teamers last year—his third on Dan Devine's Fighting Irish staff.

Born Oct. 6, 1937 at St. Louis, Kuhlmann got his first exposure to the National Football League from 1972 to 1974 as tutor of the Green Bay Packers special teams.

A two sport all-Big Eight athlete as a running back and baseball catcher at the University of Missouri, Kuhlmann began his coaching career at his alma mater in 1963. For six of his nine seasons, he was offensive backfield coach.

As a catcher, Kuhlmann played on Missouri's 1958 baseball team that advanced to the NCAA finals. Following his 1959 graduation, he played four seasons in the St. Louis baseball Cardinals farm system.



JIM LA RUE DEFENSIVE BACKFIELD

A coaches' coach with 10 of his former quarterbacks in business, Jim LaRue begins his second tour of professional football duty this season as the Bears defensive backfield coach.

A coach for more than two decades, LaRue joins the Bears after two seasons on the offensive staff of the Buffalo Bills. Prior to entering the NFL in 1975, he was an assistant coach at six major colleges and a successful head coach at the University of Arizona.

Leader of the Wildcats for eight seasons from 1959 to 1966, the LaRue coached Arizona team posted a 41-37-2 record, compiled an 8-1-1 mark as an independent in 1961, and won a share of the WAC title in 1964. That 8-1-1 mark is the best one-year record in Arizona football history.

A two-way halfback in college at Carson-Newman, Duke and Maryland during the WWII years, LaRue is a Duke mathematics graduate who holds a master's degree in education from Maryland. He played in three bowl games as a collegian including the classic 1945 Duke-Alabama Sugar Bowl. Drafted by the professionals twice, LaRue opted for coaching and teaching.

LaRue, born August 11, 1925 in Clinton, Okla., was athletic director and head coach at Bainbridge Naval Training Center in 1952 and 1953.



KEN MEYER OFFENSIVE COORDINATOR

Combine the likes of the Joe Namath-Jet aerial circus, the diversification of the Alabama offense quarterbacked by Ken Stabler, and the precision the Rams have used to march to annual NFC West titles and you get a peek into the high octane football world of the Bears new offensive coordinator Ken Meyer.

Head coach of the San Francisco 49ers last season and a pro coach for the past 11 years, Meyer directed the potent Los Angeles offense from 1973 to 1976 as the Rams racked up four successive division championships.

A coach since 1950 when he started his career in the Ohio high school system, Meyer was head offensive coach under Paul (Bear) Bryant at Alabama from 1963 through 1967. There, led by quarterbacks Joe Namath, Steve Sloan and Ken Stabler, the Crimson Tide played in five successive bowl games.

He has also had college coaching stints as an assistant at Florida State (1960-62), Wake Forest (1958-59), and his alma mater Denison (1952-57). He was a standout quarterback at Denison from 1947 to 1950.

Meyer began his pro coaching career as Dick Nolan's backfield coach at San Francisco in 1968. He joined



Weeb Ewbank's New York Jet staff the following year as top offensive assistant and was with the Jets for four seasons.

Last season, the 49ers finished with wins in five of their last nine games but could not overcome a 0-5 start.

Meyer, who holds a masters degree from Ohio State, was born July 14, 1926 at Erie, Pa. He attended high school in Ashtabula Harbor, Ohio.

JAMES (BUDDY) RYAN DEFENSIVE COORDINATOR

One of the few coaches who have been to Super Bowls with two different teams, James (Buddy) Ryan would like to make it with three-with-three as he begins his first season as the Bears defensive coordinator.

Ryan, 44, a 10-year veteran NFL defensive coach, was the Minnesota Vikings line coach the past two seasons. The first assistant hired by Neill Armstrong, Ryan will also work with the Bear linebackers.

Ryan, like Armstrong, is a graduate of Oklahoma State. From 1968 through 1975, he was on the defensive staff of the New York Jets under Hall of Fame coach, Weeb Ewbank.

He has been to the Super Bowl as an assistant coach twice—winning with the Jets in 1969 and losing with the Vikings in the 1977 game.

A four-year letterman offensive guard at Oklahoma State from 1952-55, Ryan served in the U.S. Army in Korea and was discharged with the rank of master sergeant. While in service, Ryan played on the Fourth Army championship team in Japan.

As a senior at Oklahoma State, one of Ryan's coaches was Armstrong—in his first teaching position. The pipe smoking Ryan was a collegiate defensive coordinator for seven seasons before trying the professional game.

He began his coaching career at the University of Buffalo as defensive coordinator from 1961 to 1965. Ryan was also defensive coordinator at Vanderbilt (1966) and at University of the Pacific (1967) before joining the Jets.

Ryan was born Feb. 17, 1934 at Frederick, Okla.



DOUG SCOVIL RECEIVERS

When Neill Armstrong began his search for a man to tutor his young group of pass receivers, he went to the nation's top passing college team for coaching candidates.

Doug Scovil, coordinator of Brigham Young's two-time passing champions, is the Bears receiver coach. Navy's quarterback coach during the Roger Staubach era, Scovil is beginning his second stint of professional coaching with the Bears.

On Dick Nolan's 49er staff from 1970 to 1975, he was special teams coach the first year and then backfield coach. San Francisco won division titles three of those six seasons.

The last two seasons, BYU was co-champion of the Western Athletic Conference and led the nation in passing both years.

Scovil was head coach at the University of the Pacific from 1966 to 1969. Taking over a team that scored only one victory the year before, Scovil improved its record to 4-7, 4-5, 6-4 and finally 7-3 in 1969. That record was the Tigers' tops in 17 seasons. He was an assistant at the Naval Academy from 1963 to 1966.

Scovil was head coach at the College of San Mateo from 1958 to 1962 when his team won three titles and posted a 35-7-6 record. A quarterback and basketball letterman at UOP during his undergraduate days, Scovil guided San Francisco Sacred Heart High School to a State championship during his four (1954-57) seasons there as head coach.


Born July 1, 1927 at Anacortes, Wash., he served in the Army for two years before being graduated from Pacific in 1952. Scovil holds a master's degree (1960) from San Jose State.





TED ALBRECHT T-G 6-4 253
 Joined Bears: 1977, D-1

California 2nd Season
 Born: 10/8/54, Harvey, Ill.



PROFESSIONAL: Consensus all-rookie tackle pick with Atlanta's Warren Bryant in post-season media voting . . . started last 12 regular season games and divisional playoff tilt at left tackle . . . started three preseason games at right guard . . . Bears first pick in 1977 draft . . . fifth offensive lineman selected . . . started pro play on Bears kickoff return team . . . won Bears Brian Piccolo Award.

COLLEGIATE: Started 33 games at right tackle for Golden Bears . . . saw first guard action in four post-season bowl games . . . two-time all-Pac 8, all-Coast pick . . . only Cal player to win two team awards—the Brick Muller (most valuable lineman) and the Andy Smith (playing time leader) . . . ran 40 in :04.8 as collegian . . . played in North-South, East-West, Hula and Japan Bowls.

PERSONAL: Given name Theodore Carl Albrecht . . . purchased home in north suburban Deerfield last fall . . . spent off-season in Berkeley completing degree requirements . . . family moved from Chicago to Valejo, Cal., when Ted was four . . . five-sport Valejo High athlete with enough catching skills to attract Chicago White Sox attention . . . interested in community projects, cooking, German beer . . . switched major from business to sociology after junior year.

Albrecht's Pro Stats

Total games, 14: Chicago 1977 (14).

JOHN ANDREWS DE 6-6 251 **Morgan State 4th Season**
 Joined Bears: 1978, FA **Born: 11/7/51, Detroit, Mich.**



PROFESSIONAL: Signed with Bears as free agent 3/2/78 . . . started four games for '76 Dolphins at DRE . . . has played in two other Leagues—CFL ('73 with Ottawa Rough Riders) and WFL ('74 Birmingham Americans) . . . was most valuable lineman on 1974 WFL champs . . . has played in 31 NFL games . . . began NFL career as 7th round Lion pick in '73 but waived after third game . . . played all 28 games with Miami in 1975-76 . . . waived by Dolphins in 1977 preseason.

COLLEGIATE: Rated best defensive lineman in Morgan State history . . . two-time all-Mideast Athletic Conference pick . . . four-year starter . . . made 148 tackles as senior . . . played at 275 pounds.

PERSONAL: Given name John V. Andrews, Jr. . . . married (Deidre), two children . . . enjoys jazz . . . prepped at Detroit Mumford High . . . resides during off-season in Miami.

Andrews' Pro Stats

	Tkls/Solo	Fum. Rec.	Pass Def.	Force Fum.	Tkls. Loss	Sack - Yds.	Gms
1976, Dolphins	45/27	3	0	0	0/0	2/-	14
1975, Dolphins	11/8	1	0	0	0/0	0/0	14
1973, Lions	2/1	0	0	0	0/0	0/0	3
Total	58/35	4	0	0	0/0	2/-	31

BEARS SET ATTENDANCE MARK

The 1977 Bears established a Club attendance record for their seven home regular season dates last year playing before a capacity 401,513 fans. Soldier Field seats 57,359. For their 22-game season (pre-, regular, and playoffs), the Bears entertained 1,185,025 fans.

LIONEL ANTOINE T 6-6 263 Southern Illinois 6th Season
Joined Bears: 1972 D-1a Born: 8/31/50, Biloxi, Miss.



PROFESSIONAL: Entering comeback season this year after spending entire '77 campaign on injured reserve . . . had September left knee surgery . . . rehabed with private therapist . . . had been Club's regular left tackle 1974-76 . . . gathered nine votes to all-NFC team after '76 season . . . third player selected in '72 draft behind DEs Walt Patulski and Sherman White . . . Bears got pick trading C Bob Hyland and DB Bennie McRae to Giants . . . suffered left knee injury (and subsequent surgery) in first preseason game with Bears at Houston . . . got into last two '72 games as defensive end . . . became regular in game 13 of '73 . . . played in 38 consecutive League games before left knee forced him to miss 1976 Oakland game.

COLLEGIATE: Played defensive end, tackle and tight end at SIU . . . caught 53 passes for 730 yards there . . . his 21 for 365 led Salukis as a junior . . . named to '71 AP Little All-America team . . . in Senior Bowl played OT, DT and DE . . . also played in East-West and '72 College All-Star (Cowboys 20-7) games.

PERSONAL: Given name Lionel Sylvester Antoine (pron: AN-twan) . . . nickname Twine . . . married (Betty) . . . five children . . . hobbies include hunting and fishing in native Mississippi . . . attended Biloxi (Miss.) Nichols High where he played football, basketball and baseball . . . at age 13, barred from Little League football because of 6-1, 150-pound size . . . has donated time to National Hemophilia Foundation and March of Dimes . . . BA in physical education.

Antoine's Pro Stats

Total Games 59 all Chicago; 1972 (5), 1973 (13), 1974 (14), 1975 (14), 1976 (13).

7 x 4

Only four players in Bear history have worn the jersey number "7": End George Halas, defensive end Ed Sprinkle, and quarterbacks John Huarte and Bob Avellini.

BOB AVELLINI QB 6-2 206 Maryland 4th Season
Joined Bears: 1975, D-6a Born: 8/28/53, Queens, N.Y.



PROFESSIONAL: Has started last 32 consecutive regular season games for Bears plus 1977 playoff tilt . . . only NFC QB with longer start string is Jim Hart . . . QB rating of 61.7 in '77 is Bears best since 1969 . . . career rating of 55.6 ties him for 7th on all-time Club list with Jack Concannon . . . had top pro season last fall . . . tossed three bombs of over 70 yards in '77 . . . called plays in last year's 24-23 upset of Rams on Monday night . . . righthanded, dropback passer who has thrown for over 200 yards seven times as pro . . . Bears have won 18 of his 32 starts . . . bothered by numerous injuries in '76 . . . joins Luckman, Blanda, Lujack, Wade, Bukich & Concannon as only Bears to have thrown for over 2,000 yards in a season . . . trimmed 15 pounds from playing weight following '76 season . . . four QBs taken ahead of him in '75 draft—Steve Bartkowski (Falcons), Gary Scheide (Bengals), Steve Grogan (Patriots), Dave Humm (Raiders).

COLLEGIATE: Led Terps to 8-3 record, first undisputed Atlantic Coast Conference championship as senior . . . two Bowls (Liberty, Peach) in his three seasons . . . injuries (hip, knee) hampered junior season . . . career stats 231 of 394 (58.5%), 3,232 yards, 15 TDs . . . set numerous ACC and Maryland records . . . passed for 314 yards in first college start as sophomore (Duke, 21 of 31) . . . impressed Bears in Senior Bowl . . . college baseball.

PERSONAL: Given name Robert Hayden Avellini . . . resides in suburban Northbrook . . . works in sales for Midland Paper during the off-season . . . avid golfer . . . honor roll student at Maryland in business administration . . . captained football, basketball, baseball teams at New Hyde Park Memorial High . . . Fellowship of Christian Athletes.

Avellini's Pro Stats

Passing	Gms.	Att.	Com.	Pct.	Yds.	Inl.	TDs	Rating	Rush	Yds.	Avg.	TD
1977 Bears	14	293	154	52.6	2004	18	11	61.7	37	109	2.9	1
1976 Bears	14	271	118	43.5	1580	15	8	49.7	18	58	3.2	1
1975 Bears	8	126	67	53.2	942	11	6	57.3	4	-3	-0.8	1
Career	36	690	339	49.1	4526	44	25	55.6	59	164	2.8	3

Long Pass: vs Lions 11/24/77, 75t to Walter Payton.

Top Percentage: at Detroit 11/24/77, 66.7 (14-21-260).

Most Completions: vs Cardinals 12/14/75, 19 (19-35-255).

Most Attempts: vs Saints 10/2/77, 38 (18-38-235).

Most Yards: vs Detroit 11/24/77, 260 (14-21-260).

Most TD Passes: 3, three times: last vs Rams 10/10/77 (11-17-219).


Most Rushes: 6, twice: last at Minnesota 10/16/77 (6-26).

Most Yds Rushing: vs Rams 10/10/77, 32 (6-32).

Long Run: vs Rams 10/10/77, 21 (6-32).

Most Rush TDs: 1, three times: last at Detroit 11/24/77.

BRIAN BASCHNAGEL WR-KR 6-0 193 Ohio State 3rd Season Joined Bears: 1976, D-3 Born: 1/8/54, Kingston, N.Y.



PROFESSIONAL: Started five games at WR last season and played in five others before suffering left ankle ligament damage blocking on Payton run in 10-7 win over Vikings last season . . . had surgery 11/21 in Columbus . . . led NFL in kickoff return yards with 754 as a rookie . . . resumed KOR duty in game five last season finishing sixth in NFC with 24.2 avg . . . 8 returns vs Oilers set Bear record . . . owns 27 WR starts over two-year career . . . was special teams captain as rookie . . . according to Pardee "special teams superstar" . . . played on all five teams . . . voted Bears' Piccolo Award by veterans after rookie season . . . second unit PFWA all-rookie pick . . . got game ball from '77 Viking victory . . . began Bear career as cornerback . . . second Chicago pick in '76 draft.

COLLEGIATE: Two-time academic all-America as wing back at Ohio State . . . played in four Rose Bowls . . . made 670 yards rushing there, 794 receiving, 406 returning kickoffs and 167 returning punts . . . had 7.8 yard career rushing average . . . from Woody Hayes: "I've never coached a more willing athlete" . . . played in last College all-Star game (Pittsburgh 24-0), Hula Bowl, Japan Bowl.

PERSONAL: Given name Brian Dale Baschnagel (pron: bash-nay-gull) . . . was Rhodes candidate . . . NCAA & Football Foundation Hall of Fame Scholar-Athlete . . . working on post-graduate degree in finance at OSU during off-season . . . received OSU Sullivan Pacesetter Award . . . worked for Pittsburgh Pirate PR department in summer 1973 . . . attended 19 different schools between first and 12th grades . . . graduated from Pittsburgh North Allegheny High where as prep all-America gained 450 yards in one game . . . donated time to Big Brothers, Multiple Sclerosis Society . . . has BA in finance.

Baschnagel's Pro Stats

Receiving	Gms.	No.	Yds.	TD	Punt Ret.	Yds.	TD	Kickoff Ret.	Yds.	TD
1977 Bears	10	4	50	0	3	54	0	23	557	1
1976 Bears	14	13	226	0	2	2	0	29	754	0
Career	24	17	276	0	5	56	0	52	1311	1

Long Catch: vs Broncos 12/12/76, 58 from Bob Avellini.

Most Caught: 3, three times: last vs Chiefs 11/13/77 (3-48).

Most Yds Rec: vs Broncos 12/12/76, 58 (1-58).

Long KOR: vs Falcons 10/23/77, 84t (5-162).

Most KORs: at Houston 11/6/77, 8 (8-185).

Most Yds KORs: at Houston 11/6/77, 185 (8-105).

Long PR: vs Chiefs 11/13/77, 42 (1-42).

ART BEST**RB 6-1 205****Kent State****2nd Season****Joined Bears: 1977, W-Rams****Born: 3/18/53, Camden, N.J.**

PROFESSIONAL: Saw action in all 14 regular season games plus playoff loss to Dallas on special teams . . . had blocked punt in season opener vs Lions setting up key Bear TD . . . carried ball three times each in games with Green Bay, Houston . . . awarded to Bears via waivers system from Rams Sept. 7 . . . sixth round LA draft pick.

COLLEGIATE: Three-year letterman at Notre Dame before transferring to Kent State for senior season . . . in first varsity carry as freshman for Irish in 1972 ran 56 yards for TD against Pittsburgh . . . gained 700 of his 1,099 rushing yards at Notre Dame as a sophomore in '73 . . . suffered broken jaw in '74 opener but still gained 241 yards rushing . . . after sitting out '75 at Kent State, became the fourth player in KSU history to rush for more than 1,000 yards . . . gained 1,030 there with 10 TDs in 194 tries . . . set KSU record with four rushing TDs versus Northern Illinois.

PERSONAL: Given name Arthur Best . . . married (Teresa) . . . prep star athlete at Gahanna (Ohio) Bishop Hartley High earning letters in football, track, wrestling . . . cinder times :09.7, :22.0, :49.0 . . . has BS in architecture.

Best's Pro Stats

Rushing	Att.	Yds.	Avg.	TD	KOR	Yds.	Avg.	TD	Gms
1977 Bears	6	20	3.3	0	6	127	21.2	0	14

Long Rush: at Green Bay 10/30/77, 6 (3-12).

Long KOR: vs Rams 10/10/77, 29 (4-104).

Most KORs: vs Rams 10/10/77, 4 (4-104).

Most Yds KORs: vs Rams 10/10/77, 104 (4-104).

CHUCK BRADLEY**TE 6-6 235****Oregon 4th Season****Joined Bears: 1977, FA****Born: 10/13/50, Hinsdale, Ill.**

PROFESSIONAL: Saw action in seven regular season games plus Dallas playoff after signing as free agent Sept. 29 . . . missed one game with heel injury . . . played in season opener for San Diego vs Oakland . . . waived by Chargers 9/22 . . . placed on injured reserve Oct. 25 '76 with knee injury . . . joined Chargers Nov. 28, '75 after WFL folded . . . signed with Southern California Sun Sept. '74 after the Dolphins released him . . . Miami drafted him on the second round (Dolphins first pick) in '73, but he missed that season with a leg injury . . . played center and tackle for the Sun in '74 . . . was the number five receiver in WFL in '75.

COLLEGIATE: Played almost every position in the offensive line at Oregon . . . started as junior tight end, senior center.

PERSONAL: Given name Charles John Bradley . . . prepped at Atherton High (Ca) earning letters in football, basketball, baseball . . . moved to California after fifth grade . . . was Chicago Tribune newsboy while living here . . . spent off-season in Eugene completing degree requirements.

Bradley's Pro Stats

Receiving	No.	Yds.	Avg.	TD	Gms.
1977, SD-Bears	0	0	0.0	0	8
1976, Chargers	1	7	7.0	0	7
1975, Chargers	1	42	42.0	0	4
1973, Dolphins					Injured Reserve
NFL Totals	2	49	24.5	0	19
1974-75, WFL Sun	27	459	17.0	1	—

WAYMOND BRYANT LB 6-3 239 Tennessee State 5th Season
Joined Bears: 1974, D-1a **Born: 7/28/52, Dallas, Texas**



PROFESSIONAL: Started 12 games last season as RLB . . . plagued by shoulder problem . . . injury kept him from playoff clincher at New York . . . started against Cowboys . . . last player to have tackled Joe Namath in an NFL game 10/10/77 . . . had season high 10 tackles vs Rams that night . . . has been outside linebacker for past 2½ seasons after starting pro career as MLB . . . earned honorable mention to UPI all-NFC team after '76 season . . . owns game ball from Detroit victory of '76 . . . 1974 NFC defensive rookie of the year . . . fourth player selected in '74 draft behind Ed Jones (Dallas), Bo Matthews (Chargers), and John Hicks (Giants).

COLLEGIATE: Played in Senior Bowl, East-West game following sensational career at Tennessee State . . . four-time letterman . . . had 76-yard interception return for 6 vs Grambling . . . Sporting News All-America . . . 188 tackles in last three seasons at State . . . began career as down lineman . . . selected

for '74 College All-Star game.

PERSONAL: Given name Waymond Bryant . . . married (Mary) . . . resides in Dallas during off-season . . . attended Dallas Roosevelt High participating in football, track . . . superstitious about wearing knit cap under helmet . . . has BS in recreation.

Bryant's Pro Stats

Interceptions	No.	Yds.	TD	Tkls/ Solo	Fum Rec.	Pass Def.	Force Fum.	Tkls/ Loss	Sacks - Yds.	Gms.
1977 Bears	0	0	0	85/63	2	2	1	7/23	1.5/12.5	13
1976 Bears	2	6	0	115/80	2	7	2	11/47	3/15	14
1975 Bears	0	0	0	112/74	3	5	0	1/4	0/0	13
1974 Bears	2	11	0	110/69	2	—	—	—	3/17	14
Career	4	17	0	422/286	9	14	3	19/74	7.5/44.5	54

Long Interception Return: vs Vikings at Bloomington 9/29/74, 11 off Fran Tarkenton.

Most Solos: 10 twice

Most Total Tackles: vs Colts at Chicago 9/21/75, 16.

Most Sacks: 1, seven times; last at Detroit 11/24/77.

Most Interceptions: vs Seahawks at Seattle 12/5/76, 2 for 6.

DOUG BUFFONE LB 6-2 229 Louisville 12th Season
Joined Bears: 1966, D-4 **Born: 6/27/44, Yatesboro, Pa.**



PROFESSIONAL: Defensive captain . . . holds Club record for consecutive games played with 142 . . . had string snapped at SF in game two of '76 when sidelined by a ruptured left Achilles' tendon . . . only two other Bears have played in more than Buffone's 155 games—Bobby Joe Green (161) and Bill George (159) . . . missed KC victory last season and parts of two others with viral pneumonia requiring eight-day hospital stay . . . starts 13th training camp in July . . . only remaining Bear who played under George Halas . . . stands 9th on the all-time list of Bear pass thieves with 19 . . . first three interceptions were off Bart Starr, Johnny Unitas, John Brodie . . . became regular in '67 . . . began calling defensive formations in 1975 . . . had sack of Roger Staubach in '77 Divisional Playoff (his first) . . . started 10 regular season games in '77 . . . only career TD was one-yard fumble return against Lions in '67 . . . also drafted by AFL Chargers in eighth round . . . led Bears with five

fumbles caused in '75 . . . led Bears in tackles in '74 . . . voted Bears "citizen-athlete" in Dodge-NFL program winning \$1,000 scholarship for Chicago youth after '75 season.

COLLEGIATE: Outstanding lineman for Rebels in 1965 South victory over North in Senior Bowl . . . all-Missouri Valley pick . . . second team AP all-America . . . 134 unassisted in 1964 . . . two-time Louisville

captain . . . played in '66 College All-Star game (Green Bay 38-0) . . . outfielder on Card baseball team.

PERSONAL: Given name Douglas John Buffone (pron: buff-own) . . . married (Linda), three children . . . resides in Lake Forest . . . publishes Chicago Bear Report newspaper . . . off-season occupation restaurateur (Hotspurs, BBC—Bombay Bicycle Club, Sweetwater, opening Las Vegas disco with Paul Anka) . . . hobbies include collecting hunting rifles . . . attended Shannock Valley (Pa.) High participating in football, basketball, baseball . . . Honorary Chairman 1978 Easter Seal Drive . . . father, grandfather coal miners . . . activities include Easter Seals, Boy Scouts, United Way and numerous other charitable causes . . . has BS degree from Louisville.

Buffone's Pro Stats

Interceptions	No.	Yds.	TD	Tkls/ Solo	Fumble Rec/Yds.	Pass Def.	Force Fum.	Tkls/ Loss	Sacks — Yds.	Gms
1977 Bears	1	12	0	67/48	0/0	5	0	6/12	1/3	13
1976 Bears	0	0	0	5/3	0/0	1	1	0/0	0/0	2
1975 Bears	1	12	0	99/65	1/0	7	5	7/33	0/0	14
1974 Bears	1	0	0	132/98	2/0	3	—	1/1	0/0	14
1973 Bears	3	22	0	102/83	1/1	6	—	—	1/11	14
1972 Bears	1	0	0	158/96	0/0	—	—	2/6	2/7	14
+ 1971 Bears	2	27	0	143/76	1/0	7	—	2/11	1/—	14
1970 Bears	4	33	0	140/50	0/0	1	—	3/9	—	14
1969 Bears	2	12	0	93/68	1/0	1	—	1/4	3/—	14
1968 Bears	1	21	0	126/92	1/0	—	1	4/9	9/—	14
* 1967 Bears	3	39	0	112/70	1/1	—	1	2/4	18/—	14
1966 Bears	0	0	0	—	2/0	—	1	—	—	14
Career	19	178	0	1177/750	10/2	31	9	28/89	35/—	155

* Scored TD with one-yard fumble return vs Lions at Detroit 10/5/67.

+ Rushed once for 19 yards against Saints at Chicago 10/10/71.


Long Interception Return: vs Colts at Chicago 10/8/67, 22
vs Cowboys at Chicago 9/16/73, 22.

Most Solos: vs Saints at Chicago 10/6/74, 11.

Most Tackles: vs Saints at Chicago 10/6/74, 13.

Passes Deflected: vs Saints at New Orleans 10/7/73, 4.

GARY CAMPBELL LB 6-1 218 Colorado 2nd Season Joined Bears: 1977, FA Born: 3/4/52, Honolulu, Ha.



PROFESSIONAL: Played in every contest last season primarily on teams . . . started miracle win over Chiefs for Waymond Bryant at RLB . . . signed with Bears as free agent 2/77 . . . 1976 10th round Steeler draft pick . . . had trial with Calgary in CFL after clearing NFL waivers 7/76.

COLLEGIATE: Three-year letterman at RB and LB . . . set freshman rushing record (598 yards) and played RB in first two varsity seasons . . . scored TD in 20-14 '72 upset of Oklahoma . . . was redshirted in '73 after requesting shift to defense after sophomore . . . led team in tackles in '75 in only full season on defense . . . was AP and UPI All-Big Eight 1st team . . . played in Hula and Japan Bowls.

PERSONAL: Given name Gary Kalani Campbell . . . married (Jennifer) . . . Campbells expecting in August . . . resides in Chicago during off-season . . . prepped at St. Louis High in Honolulu participating in football & track—hurdles, long jump, triple jump . . . has BS in education.

Campbell's Pro Stats

	Tkls/ Solo	Fum Rec.	Pass Def.	Force Fum.	Tkls/ Solo	Sacks — Yds.	Gms
1977 Bears	20/14	0	0	0	0/0	0/0	14

CRAIG CLEMONS
Joined Bears: 1972, D-1b

SS 5-11 191 Iowa 7th Season
Born: 6/1/49, Sidney, Ohio



PROFESSIONAL: Had Club-high consecutive game string snapped at 78 last season when he missed KC victory . . . had started 58 consecutive games at strong safety until game three last year . . . averaged over 100 tackles per year as four-year regular . . . led '75 Bears in deflections, fumble recoveries . . . saw first playoff experience as special teamer at Dallas last season . . . 12th player, second defensive back (Willie Buchanon) taken in '72 draft . . . won Chicago Red Cloud '76 Grif Award.

COLLEGIATE: Sporting News all-America cornerback after outstanding career as Hawkeye . . . 182 solo stops, 16 TD saves, 9 interceptions, 21 broken up at Iowa . . . two-time all-big Ten pick . . . also returned kicks . . . played in Senior Bowl, College All-Star (Cowboys 20-7) games.

PERSONAL: Given name Craig Lynn Clemons . . . nickname Sugar Bear . . . married (Resa), 2 children . . . resides in Hoffman Estates . . . owns

and operates custom (Columbus) shirt making company on Chicago's north side . . . attended Piqua (Ohio) High starring as a running back and basketball guard . . . active in Fellowship of Christian Athletes and numerous civic affairs . . . featured in book, **12th Man in the Huddle** . . . charitable projects with VA hospitals, Hampton Scholarship Fund, the Barney Ross-Gale Sayers youth center . . . majored in physical education, minor in fashion design.

Clemons' Pro Stats

	No.	Yds.	TD	Tkls/Solo	Fum/Rec	Pass Del	Force Fum	Tkls/Loss	Sacks - Yds	Gms
1977 Bears	0	0	0	15/10	0	0	0	0/0	0/0	13
1976 Bears	1	28	0	130/94	1	6	2	2/3	0/0	14
1975 Bears	2	109	2	98/68	3	16	1	2/3	0/0	14
1974 Bears	4	84	0	120/88	1	5	0	2/3	0/0	14
1973 Bears	2	30	0	115/91	2	9	0	1/1	0/0	14
a-1972 Bears	0	0	0	22/16	1	1	0	0/0	0/0	14
Career	9	251	1	500/367	8	37	3	7/10	0/0	83

a—Returned 2 punts 15 yards, 2 kickoffs 53 yards.

Long Interception Return: vs Packers in Chicago 11/9/75, 76 off Don Milan.

Most Interceptions: 1, nine times.

Most Solo Tackles: vs Cowboys at Dallas 10/24/76, 13.

Most Pass Deflections: 3, five times.

Most Total Tackles: vs Cowboys at Dallas 10/24/76, 18.

FRED DEAN
Joined Bears: 1977, FA

G 6-3 253 Texas Southern 2nd Season
Born: 3/30/55, Gainesville, Fla.



PROFESSIONAL: On Chicago roster for final seven games of season . . . only game action for Bears (and thus first pro game) on special teams in playoff loss to Dallas . . . agile big man with guard-tackle potential . . . signed with Bears as free agent Nov. 4th . . . had pre-season trial with Dolphins.

COLLEGIATE: Started at tackle freshman year . . . started at guard sophomore year . . . caught eight passes as tight end for 98 yards including a clutch catch in final touchdown drive that led to the 18-14 defeat of Prairie View junior year . . . Kodak all-America Division II, Pittsburgh Courier all-America as a guard senior year.

PERSONAL: Given name Frederick Gregory Dean . . . building construction major . . . prepped at Gainesville (Fla.) High . . . hobbies include basketball, swimming, and tennis . . . worked on completing degree requirements during off-season.

ROBIN EARL **RB-P 6-5 242** **Washington 2nd Season**
Joined Bears: 1977, D-3 **Born: 3/18/55, Boise, Id.**



PROFESSIONAL: First pro TD (4-yard run) was only six-pointer in playoff clinching victory over Giants . . . only three starts were Bear stretch-drive wins over Chiefs, Vikings (Payton 275), Lions . . . nagged by shoulder woes after that . . . had key 20-yard catch-run in comeback drive vs KC . . . got first scrimmage experience in seventh game at Green Bay . . . had two 3-yard runs in playoff game . . . biggest running back (259) selected in '77 draft . . . third player taken by Chicago . . . backup punter . . . plays on kickoff team.

COLLEGIATE: Second leading rusher in Huskie history behind Huch McElhenny with 2,351 yards . . . was tight end as freshman . . . had 5.0 career rushing avg . . . five 100-yard games as senior, 11 in career . . . lost only 13 yards in 463 collegiate carries . . . had 169-yard game vs UCLA as junior . . . caught 33 passes for 380 yards . . . Washington co-captain . . . third in discus at Pac-8 meet . . . MVP of two senior all-star games.

PERSONAL: Given name Robin Daniel Earl . . . nickname Big Bird . . . married (Cheri), three children . . . built home in north suburban Deerfield . . . works for Allied Display & Packaging during off-season . . . has donated time to Boy Scouts . . . all-State tailback at Kent (Wash.) Meridian High . . . was quarterback first two seasons . . . league MVP . . . recipient National Football Foundation Hall of Fame scholar-athlete award . . . Washington prep discus champion (192-7) . . . three-time basketball letterman . . . majored in business.

Earl's Pro Stats

Rushing	Atts.	Yds.	Avg.	TD	Rec.	Yds.	Avg.	TD	Gms
1977 Bears	56	233	4.2	1	6	32	5.3	0	14

Also returned 2 kickoffs 38 yards vs Saints 10/2/77.

Long Rush: at Green Bay 10/30/77, 34 (7-60).

Most Yards: 60 twice.

Most Atts: vs Vikings 11/20/77, 15 (15-60).

Long Catch: vs Chiefs 11/13/77, 20 from Bob Avellini.

Most Catches: at Houston 11/6/77, 3 (3-5).

Most Yards Rec: vs Chiefs 11/13/77, 20 (1-20).

ALLAN ELLIS **CB 5-10 183** **UCLA 6th Season**
Joined Bears: 1973, D-5 **Born: 8/19/51, Los Angeles, Cal.**



PROFESSIONAL: Named to NFC Pro Bowl squad after Ram Monte Jackson was injured . . . voted to second team all-NFC team by UPI . . . owns Bears longest string of consecutive starts with 61 . . . has played in 70 consecutive games since joining team . . . has made 12 interceptions, broken up 24 passes, scored one TD via theft and allowed but one TD pass in the last two seasons . . . all-pro credentials . . . tied for 10th spot on all-time list of Bear pass snatchers with 18 . . . punishing hitter.

COLLEGIATE: Three-year starter for Bruins . . . had outstanding '72 season with three thefts, 81 tackles, eight pass deflections . . . All-Pac 8 pick . . . UCLA defensive captain . . . got game ball after performance against Nebraska . . . long collegiate TD was 35-yard intercept return . . . played in North-South, Senior Bowl games.

PERSONAL: Given name Allan Delon Ellis . . . nickname Fast . . . married (Jacqueline), one child . . . resides during off-season in Chicago . . . attended Compton (Calif.) Centennial High participating in football, basketball, and track . . . active in civic affairs . . . hobbies include tennis, music (sax) . . . majored in sociology.

IMPORTANT NFL DATES

July 29—Chicago Bear Prep Night intrasquad game for benefit of Chicago Public School athletic programs.

August 15—Training camp rosters cut to 60 players.

August 22—Cut-down to 50 players.

August 28—Cut-down to 43. Two players to be added inactive.

Oct. 10—Trading deadline.

Dec. 19—Postseason roster freeze.

Ellis' Pro Stats

Interceptions	No.	Yds.	TD	Tkls/Solo	Fum. Rec.	Pass Def.	Force Fum.	Tkls. Loss	Sack — Yds.	Gms
1977 Bears	6	23	0	51/47	0	13	0	0/0	0/0	14
1976 Bears	6	47	1	64/58	0	11	1	0/0	0/0	14
1975 Bears	2	4	0	51/36	0	15	0	1/2	0/0	14
1974 Bears	3	32	0	96/80	0	4	0	0/0	0/0	14
1973 Bears	1	12	0	52/43	0	2	0	0/0	0/0	14
Career	18	118	1	314/264	0	45	1	1/2	0/0	70

Longest Interception Return: vs Broncos 12/12/76, 22 off Craig Penrose.

Most Interceptions: two, three times; last at St. Louis 9/25/77, 2 for 4.

Most Solo Tackles: vs 49ers 11/17/74, 10.

Most Pass Deflections: at New Orleans 12/21/75, 5.

VINCE EVANS QB-KR 6-2 216 Southern Cal 2nd Season Joined Bears: 1977, D-6 Born: 6/14/55, Greensboro, N.C.



PROFESSIONAL: Started last season as Bears top kickoff return specialist . . . first two times he touched ball as a pro in pre-season game with Cincy had KORs of 33, 51 yards . . . has yet to take snap as quarterback . . . injured hamstring early in camp . . . credited with one rush but that came after bobbled FG placement . . . Bears 4th pick in '77 draft as first player taken in 6th round . . . has contract requiring him to play QB.

COLLEGIATE: 1977 Rose Bowl (SC 14, Michigan 6) MVP . . . accounted for 26 TDs in three years . . . won SC's Teschke Award going to the team's most inspirational player . . . directed West team to Hula Bowl win . . . was 95 of 177 for 1,440 (53.6), 10 TDs as senior . . . Southern Cal tri-captain . . . started 17 of last 20 games at QB for Troy . . . started impressive senior season by directing Trojans to upset win (20-0) over Texas A&M in '76 Liberty Bowl running 10 times for 41 yards and completing 6 of 13 for 174

yards, one touchdown . . . transferred to SC from Los Angeles City College after freshman season . . . backed up Pat Haden as a soph . . . MVP at LACC as frosh with 1,628 yards total offense.

PERSONAL: Given name Vincent Tobias Evans . . . resides in Chicago during off-season . . . was football, basketball star at Greensboro (N.C.) Benjamin L. Smith High . . . almost enrolled at North Carolina Central College . . . majored in speech communication at USC.

Evans' Pro Stats


Kickoff Returns	No.	Yds.	Avg.	TD	Gms
1977 Bears	13	253	19.5	0	7

Also had 1 rush for no gain as holder at Tampa.

Most KORs: 4 twice.

Most Yds. KORs: vs Lions 9/18/77, 84 (4-84).

Long KOR: vs Lions 9/18/77, 30 (4-84).

GARY FENCIK**Joined Bears: 1976, FA****S 6-1 192****Yale****3rd Season****Born: 6/11/54, Chicago, Illinois**

PROFESSIONAL: Started all 14 regular season, playoff tilt last year . . . made first two starts as free safety before becoming regular strong safety . . . led Bears in tackles last season . . . has not missed a game since joining Club 9/15/76 as free agent . . . goLchance to start after Doug Plank suffered knee injury in final preseason game . . . made 28 solo tackles in first three starts . . . made first pro interception off Joe Namath . . . got game ball from last year's win at Tampa Bay . . . was outstanding special teamer as rookie . . . Miami 10th round '76 draft pick.

COLLEGIATE: All-time leading receiver at Yale with 86 receptions for 1,435 yards, 7 TDs . . . all-Ivy wide receiver in '75 with 42 catches for 729 yards, 3 TDs . . . holds Yale game, season, career receiving records . . . had 99-yard TD reception vs Princeton in '75 . . . caught 11 passes for 187 yards against Dan Jiggett's Harvard team of '74 . . . had TD in East-West Shrine game.

PERSONAL: Given name John Gary Fencik (pron: fen-sick) . . . father is assistant principal of Barrington (Ill.) High . . . resides in Chicago . . . studies piano . . . captained Barrington High football, basketball teams . . . spent spring '75 studying in London . . . participated in Ford's PP & K program . . . has BA in history from Yale.

Fencik's Pro Stats

Interceptions	No.	Yds.	TD	Tkls/Solo	Fum. Rec.	Pass Def.	Force Fum.	Tkls. Loss	Sacks - Yds.	Gms
1977 Bears	4	33	0	133/93	0	7	1	6/18	0/0	14
1976 Bears	0	0	0	15/9	1	0	0	0/0	0/0	13
Career	4	33	0	148/102	1	7	1	6/18	0/0	27

Most Intercepts: 1, last at Tampa 12/4/77, (1-10).

Long Intercept: at Green Bay 10/30/77, 23 (1-23).

Most Deflections: at Tampa Bay 12/4/77, 3.

Most Solos: at St. Louis 9/25/77, 12.

Most Total Tackles: at St. Louis 9/25/77, 17.

ROLAND HARPER RB 5-11½ 209 Louisiana Tech 4th Season**Joined Bears: 1975, D-17****Born: 2/28/53, Seguin, Texas**

PROFESSIONAL: Had consecutive start string of 31 games snapped by hyper-extension of right knee on first play at Green Bay 10/30/77 . . . missed ensuing three games . . . started final three plus playoff tilt . . . offensive captain last two seasons . . . punishing runner, blocker . . . 15th ranked rusher in Bear history with 1,535 yards . . . led '76 team in pass receiving . . . has been number two rusher all three seasons . . . first running back voted Bear Piccolo Award (1975) . . . voted game ball from 1975 Lion victory after 27-yard winning TD run knocked down three defenders . . . 420th player (of 442) taken in '75 draft.

COLLEGIATE: Second leading rusher in Tech history behind Charles (Quick Six) McDaniel with 1,949 yards (371 carries) . . . MVP after '74 Tech season as blocking back . . . voted their most unselfish player in '73 . . . Tech 44-4 in his career, NCAA College Division National Champs in '74 . . . had 5.3 rushing

average . . . played in Pioneer, Grantland Rice, Camellia Bowls.

PERSONAL: Given name Roland Harper . . . nicknamed Bull . . . married (Alice, Tech majorette), twins—Roland & Noland . . . resides in Waukegan during off-season working as public relations rep for Kellman Glass . . . hopes to learn commodities . . . daily Bible reader . . . football captain, javelin thrower (197-2) at Captain Shreve High School . . . has gold crown with a star cutout on one front tooth (gift from sister) . . . hobbies karate, leather crafts . . . volunteered time to Better Boys Foundation, Midwest

Associate for Sickle Cell Anemia . . . other interests include International Order of Forresters, Hampton Scholarship Fund, Fellowship of Christian Athletes . . . has BA in recreation.

Harper's Pro Stats

Rushing	Att.	Yds.	Avg.	TD	Receiving	Yds.	Avg.	TD	Gms.
1977 Bears	120	457	3.8	0	19	142	7.5	0	11
1976 Bears	147	625	4.3	2	29	291	10.0	1	14
1975 Bears	100	453	4.5	1	27	191	7.1	0	13
Career	367	1535	4.2	3	75	624	8.3	1	38

Kickoff Return	No.	Yds.	Avg.	TD	Passes	Comp.	Yds.	Int.
1977 Bears	3	44	14.7	0	1	0	0	0
1976 Bears	6	119	19.8	0	0	0	0	0
1975 Bears	4	67	16.8	0	0	0	0	0
Career	13	230	17.7	0	1	0	0	0

Most Rushes: 18 twice.

Most Yds Rushing: at Minnesota 10/10/76, 93 (16-93).

Most TDs Rush: 1, last vs Packers 11/14/76, 16-yd run.

Long Rush: at Los Angeles 11/23/75, 32 (18-84).

Most Caught: at Los Angeles 10/17/76, 8 (81).

Most Yds Rec: at Los Angeles 10/17/76, 81 (8).

Most TDs Rec: at Seattle 12/5/76, 1 (39 from Bob Avellini).

Long Catch: at Seattle 12/5/76 (39 from Bob Avellini).

Long KOR: vs Broncos 12/12/76, 30.

TOMMY HART DE 6-4 249 Morris Brown 11th Season Joined Bears: 1978, T-49ers Born: 11/7/44, Macon, Ga.



PROFESSIONAL: Came to Bears 4/20/78 from 49ers for Bears' 2nd choice in '78 draft . . . 1968 10th round 49er pick as a 213-pound linebacking prospect . . . led the '76 49er defense that recorded an NFL-record 61 sacks with 16, including 6 in one game against Los Angeles . . . won all-Pro and Pro Bowl honors after '76 season . . . has :04.7 speed . . . two-time winner of 49er Len Eshmont Memorial Award for inspirational and courageous play . . . has returned two fumble recoveries for TDs, 63 yards against St. Louis in 1971 and 10 yards against Chicago in 1975 . . . had knee surgery during offseason . . . averaged 15 sacks and 76 solo tackles during eight seasons as 49er starter . . . with injuries sack production fell to 3 last year.

COLLEGIATE: Earned four varsity football letters, playing offensive guard, tackle and defensive tackle, end . . . all-conference three years, second-team NAIA all-America as senior . . . also earned three track letters as a sprinter/shot-putter . . . had a :09.7 in the 100 and :48.0 in 440.

PERSONAL: Given name Tommy Lee Hart . . . married (Cherrie Ann) . . . three children . . . prepped at Macon Ballard Hudson High . . . operates his own sporting goods store in Redwood City, Cal. during the offseason . . . cousin of Steeler DB J.T. Thomas and Giants G John Hicks.

Hart's Pro Stats

Total Games 131 all San Francisco: 1968 (5), 1969 (14), 1970 (14), 1971 (14), 1972 (14), 1973 (14), 1974 (14), 1975 (14), 1976 (14), 1977 (14). Returned 1 kickoff for 3 yards, 1968; intercepted 1 pass for 0 yards, recovered 2 fumbles, 1970; recovered 2 fumbles for 69 yards and 1 TD, 1971; intercepted 1 pass for 0 yards, 1972; recovered 1 fumble, 1973; recovered 1 fumble for 3 yards, 1974; recovered 1 fumble for 10 yards and a TD, 1975; recovered 1 fumble and scored 1 safety, 1976.

MIKE HARTENSTINE DE 6-3 257 Penn State 4th Season
Joined Bears: 1975, D-2 Born: 7/27/53, Allentown, Pa.



PROFESSIONAL: Had consecutive start string of 30 snapped in game three last year . . . has not missed a game since joining Bears as second round pick in '75 . . . scored in each of first two seasons . . . started last nine tilts, playoff encounter at left end . . . strongest of Bear down linemen . . . had top game last season win over Vikings with 9 tackles . . . 1975 all-rookie pick by UPI, PFWA, Football Digest.

COLLEGIATE: NCAA-ABC defensive player of 1974, consensus all-America as 220-pound defensive tackle at Penn State . . . two-year regular, three-time letterman . . . 212 tackles, 15 sacks as starter . . . Lions 32-4 in his three seasons . . . played middle guard in '75 College All-Star game (Pitt 21-14) . . . also played in Sugar, Orange and Cotton Bowls.

PERSONAL: Given name Michael Albert Hartenstine (pron: heart-in-stine) . . . resides during off-season in north suburban Highwood . . . all-State end-linebacker at Bethlehem (Pa.) Liberty High . . . also participated in basketball, track.

Hartenstine's Pro Stats

	Tkls/Solo	Fum. Rec.	Pass Def.	Force Fum.	Tkls. Loss	Sacks - Yds.	Gms.
1977 Bears	55/34	3	4	1	2/10	1/0	14
+1976 Bears	86/56	3	5	1	6/15	3/32.5	14
*1975 Bears	61/36	2	3	1	5/19	5/61	14
Career	202/126	8	12	3	13/44	9/93.5	42

*Scored safety with 22-yard sack of Vikings' Fran Tarkenton 10/27/75.

+Scored touchdown on 12-yard lateral run at Dallas 10/24/76.

Most Solo Tackles: vs Broncos at Chicago 12/12/76, 10.

Most Total Tackles: vs Broncos at Chicago 12/12/76, 12.

Most Sacks: 1 nine times, last at Detroit 11/24/77.

TOM HICKS LB 6-4 225 Illinois 3rd Season
Joined Bears: 1975, D-6b Born: 12/18/52, Oak Park, Illinois



PROFESSIONAL: Bears undefeated in regular season play after Hicks captured starting MLB job . . . started last five, playoff . . . had top pro game in playoff with 16 tackles . . . had key role in pair of regular season wins with 4th and goal tackle on Rod Phillips to save Ram game, goalline interception off Bob Lee saving Viking tilt . . . bothered by shoulder woes . . . saw first extensive duty in second half comeback vs KC . . . scrimmage action limited to passing situations prior to that . . . saw action as outside backer in preseason . . . got game ball from Viking victory last year . . . spent first pro season on Bears physically unable to perform list due to collegiate shoulder injury . . . Club obtained second 6th round pick from San Diego for RB Jim Harrison.

COLLEGIATE: Three-time Illinois letterwinner . . . AP all-Big Ten choice . . . troubled by shoulder problems as soph, junior . . . had surgery '73 . . . totaled 274 tackles in three years, 116 as senior, MVP for defense . . . had two interceptions, three fumble recoveries in '74 . . . missed East-West, Hula Bowl games because of non-football related foot injury which required surgery.

PERSONAL: Given name Thomas Logan Hicks . . . nickname Tom . . . engaged . . . non-meat eater . . . makes Chicago his year-round home . . . interests include United Cerebral Palsy, Public Broadcasting, Hutch Fund . . . all-state linebacker, all-conference cager at Villa Park (Ill.) Willowbrook High . . . member National Rifleman's Association . . . made nine letters in football (3), basketball (3), baseball (3) . . . majored in marketing.

Hicks' Pro Stats

Interceptions	No.	Yds.	Tkl./Solo	Fum.	Pass	Force	Tkls.	Sacks	Gms.
				Rec.	Def.	Fum.	Loss	Yds.	
1977 Bears	1	9	45/29	0	1	0	2/3	0/0	12
1976 Bears	0	0	17/10	0	0	0	0	0/0	14
Career	1	9	62/39	0	1	0	2/3	0/0	26

Most Solos: at Dallas 12/26/77 playoff, 10.

Most Total Tackles: at Dallas 12/26/77 playoff, 16.

Most Interceptions: vs Vikings 11/20/77, 1 (1-9).

NOAH JACKSON G 6-2 273 Tampa 4th Season Joined Bears: 1975, T-Colts Born: 4/14/51, Jack. Bch., Fla.



PROFESSIONAL: Has started last 23 regular season games at LG and 39 of 42 since joining Bears . . . has longest start string among Bear linemen . . . earned honorable mention to UPI all-NFC team last season . . . has made playoffs starts in both CFL, NFL . . . missed two games of '76 season with ankle, arch problems . . . played three seasons with Argonauts in CFL . . . quick, enthusiastic performer . . . picked by Baltimore in 7th round '74 draft . . . elected to stay in Canada . . . Bears obtained rights from Colts for 7th round '75 pick.

COLLEGIATE: Gave up final season of eligibility at Tampa to sign with Argonauts after '71 season with RB Leon McQuay . . . small college all-America pick . . . played offensive guard & tackle, defensive tackle.

PERSONAL: Given name Noah Dale Jackson . . . nicknames Chumly, Buddha . . . attended Jacksonville Beach Fletcher High . . . donated time to fight Sickle Cell Anemia . . . hobbies include travel, landscaping, golf . . . can dunk basketball . . . resides in Chicago during off-season working for National Alliance of Businessmen.

Jackson's Pro Stats

Total games 84: Toronto Argonauts CaFL 1972 (14), Toronto 1973 (14), Toronto 1974 (16), Bears 1975 (14), Bears 1976 (12), Bears 1977 (14). Caught one pass for 17 yards vs Colts at Chicago 9/21/75. Scored TD on six-yard fumble return 1973.

DAN JIGGETTS T 6-4 276 Harvard 3rd Season Joined Bears: 1976, D-6 Born: 3/10/54, Brooklyn, N.Y.



PROFESSIONAL: Missed first two games last season with broken wrist suffered in preseason . . . plays on special teams . . . Bears NFLPA player representative . . . only starting assignment was in '76 preseason tilt at Tampa (technically as wide receiver) in Pardee four-tackle offense . . . Bears' fifth pick in '76 draft.

COLLEGIATE: Three-time all-Ivy League pick . . . all-East as senior . . . Harvard's 102nd, but first Black, football captain . . . leader of first Harvard team to win outright Ivy title in '75 . . . shared crown in '74 . . . was also all-Ivy in track and field . . . was among national leaders in 35-pound weight throw with 62 feet . . . competed against Oxford-Cambridge track team in England . . . also threw hammer (189-10), discus (150) and shot (52-6).

PERSONAL: Given name Danny Marcellus Jiggetts (pron: jig-its) . . . learning international banking business at 1st National of Chicago during off-season . . . working on masters in business at U of Chicago . . . foster parents reside in Quogue, N.Y. . . . attended Westhampton Beach (NY) High lettering and captaining the basketball, football and track teams . . . has donated time to United Cerebral Palsy, American Cancer Society, Boy Scouts, United

PREP NIGHT

Reacting to a dollar crunch forcing curtailment or even cancellation of extracurricular programs in high schools across the nation, the Bears vowed to insure healthy programs in the City of Chicago.

That something started last year with the Bears first Prep Night at Soldier Field. Working with the City, community businesses, Park District, and Board of Education, the Bears presented a check for \$54,309.88 to the Board of Education last year.

This year's Prep Night, scheduled for July 29, features band entertainment, awards, a fireworks spectacular, and welcome back Bears intrasquad scrimmage. All proceeds (tickets \$4) go into the fund.

Charities, Special Olympics, Hutch Fund, VA Hospitals, Chicago Heart Association . . . hobbies include photography, political history, boating, Plato & Aristotle . . . can play sax . . . has BA in government.

Jiggetts' Pro Stats

Total games 26: Bears 1976 (14), Bears 1977 (12).

GREG LATTA TE 6-3 230 **Morgan State** 4th Season
Joined Bears: 1975, T-Colts **Born: 10/13/52, Newark, N.J.**



PROFESSIONAL: Has started last 28 regular season games at tight end . . . has not missed game since joining Bears . . . has started playoff games in both NFL, WFL . . . had game winning TD catches vs Rams, KC last season . . . 37-yarder from Avellini whipped Chiefs with 3 seconds left to start Miracle Bear comeback to playoff . . . got Ram game ball . . . deep threat . . . improving blocker . . . three TD catches vs Saints in '75 was one short of Bear record . . . 26 catches last season were personal NFL high and most by Bears TE since 1971 . . . Pardee called him WFL's top TE . . . in 1974 drafts—selected by Colts as LB in 8th round, WFL Blazers as TE in 10th . . . opted for tight end play . . . Bears obtained rights 1/28/75 from Colts for 3rd, 7th round picks.

COLLEGIATE: Two-year regular at Morgan State . . . injury shortened sophomore season after making 10 grabs in first two college games . . . 1972 stats 13 catches, 2 TDs . . . '73 10 for 151, 0 TD . . . also played defense . . . career high 6 for 63 '71 against Grambling.

PERSONAL: Given name Gregory Edwin Latta (pron: Lot-ah) . . . married (Diane) . . . resides in Arlington Heights during off-season . . . donated time to Hampton Scholarship Fund . . . participated in Ford's PP&K program . . . all-New Jersey running back at Newark South Side High . . . member of track, captained football and basketball (twice) . . . studying for real estate license & hopes to combine that with career in recreation . . . has BA in business.

Latta's Pro Stats


	Receiving	Yds.	Avg.	TD	Gms.
1977 Bears	26	335	12.9	4	14
1976 Bears	18	254	14.1	0	14
1975 Bears	16	202	12.6	3	14
Career	60	791	13.2	7	42
1974 Florida Blazers	47	972	20.6	11	23

Long Catch: vs Lions at Chicago 9/12/76, 58 from Bob Avellini.

Most Caught: 5 twice, last at St. Louis 9/25/78 (5-57).

Most Yards: vs Lions 9/12/76, 87 (2).

Most TD Catches: at New Orleans 12/21/75, 3 from Bob Avellini.

DENNIS LICK**T 6-3 268****Wisconsin****3rd Season****Joined Bears: 1976, D-1****Born: 4/26/54, Chicago, Ill.**

PROFESSIONAL: Second team UPI all-NFC pick behind starters Dan Dierdorf, Ron Yary . . . graded highest of Bear blockers last year . . . has started last 22 regular season games at right tackle . . . also started playoff game . . . owns game ball from 10/30/77 Green Bay win when Bears rushed for 375 yards . . . first regular season start was at left tackle . . . first offensive lineman and eighth player taken in '76 draft . . . Bears got that selecting position from Detroit for a 3rd round pick and exchange of first round positions.

COLLEGIATE: Two-time consensus all-America pick and four-year regular at Wisconsin . . . missed last three games of junior season with surgical left knee injury . . . played in Hula, East-West and Japan Bowls.

PERSONAL: Given name Dennis Allen Lick . . . married (Sherry) . . . prepped at St. Rita High on Chicago's southwest side . . . Mustangs were City Prep

Champs in 1970 & '71 . . . national prep lineman of the year in '71 . . . charity visits include Childhood Cancer Research, Hutch Fund, VA Hospitals . . . majored in sociology.

Lick's Pro Stats

Total games 28 all Chicago: 1976 (14), 1977 (14).

VIRGIL LIVERS CB-KR 5-8½ 178 Western Ky. 4th Season**Joined Bears: 1975, D-4****Born: 3/26/52, Bardstown, Ky.**

PROFESSIONAL: Second to Allan Ellis among active Bears with 35 consecutive starts at right corner . . . has not missed a game since joining Bears . . . led '77 team with 16 passes broken up . . . had Roger Staubach interception in playoff game last year . . . set NFL record (since broken) as rookie with 42 punt returns without a fair catch . . . had pro string of 73 returns before popping fair catch signal for first time 11/24/77 at Detroit . . . 7th all-time punt return man in Bear history with 9.3 mark . . . set Bear records as rookie with 42 returns for 456 yards . . . set College All-Star game record with 88-yard PR for TD against Steelers . . . runs :04.4 . . . third Bear pick in '75 draft behind Payton, Hartenstein.

COLLEGIATE: From freshman walk-on to senior star at Western Kentucky . . . also track star with three letters (:09.4 100) . . . basketball cheerleader as freshman . . . returned 50 (that's right) punts for 545 yards, 3 TDs as

senior . . . had 32.0 kickoff return mark . . . made nine career interceptions . . . all-Ohio Valley pick . . . OVC Defensive Player of the Year in '74 . . . played in College All-Star (Pitt 21-14), Coaches All-America games.

PERSONAL: Given name Virgil Chester Livers, Jr. (pron: Lie-vers) . . . married (Linda) . . . nicknamed Mighty Mouse for size, weight lifting strength (bench 290, military 235) . . . resides in suburban Wheeling during off-season . . . has taught at WKU while working on post-graduate degree . . . Dean's List student . . . supports Sickle Cell Anemia fight . . . carries Bible on road . . . has six sisters, one brother . . . hobbies include piano . . . four sport star at Nelson County (Ky.) High but only one year of football . . . has BS degree in education-psychology.

Liver's Pro Stats

Interceptions	No.	Yds.	TD	Tkls/Solo	Fum. Rec.	Pass Def.	Force Fum.	Tkls. Loss	Sacks -Yds.	Gms.
1977 Bears	2	29	0	56/45	1	16	0	1/4	0/0	14
1976 Bears	3	34	0	53/47	0	20	2	0/0	0/0	14
1975 Bears	2	40	1	44/35	0	15	0	0/0	0/0	14
Career	7	103	1	53/127	1	41	2	1/4	0/0	42

Punt Returns	Att.	Yds.	Avg.	TD	Kickoff Returns	Att.	Yds.	Avg.	TD
1977 Bears	6	46	7.7	0		0	0	0	0
1976 Bears	28	205	7.3	0		1	14	14.0	0
1975 Bears	42	456	10.9	0		27	529	19.6	0
Career	76	707	9.3	0		28	543	19.4	0

Long Interceptions Return: at New Orleans 12/21/75, 40 off Larry Cipa.

Long Punt Return: at Dallas 10/24/76, 51.

Long Kickoff Return: at Los Angeles 11/23/75, 40.

Most Solo Tackles: 8 twice.

Most Pass Deflections: vs Lions 12/7/75, 4.

JERRY MEYERS DT-DE 6-4 245 Northern Illinois 3rd Season Joined Bears: 1976, D-15 Born: 2/21/54, Chicago, Illinois



PROFESSIONAL: In the can-you-top-this category, Meyers was placed on waivers and released twice (8/24 & 9/8) before joining the Bears to stay 9/15/76 . . . started three games at left tackle . . . saw playoff action at right tackle for injured Ron Rydalch . . . had career high 10 tackles, one pass deflection against Giants . . . missed Falcon loss with right knee . . . had Staubach sack in playoff . . . has played in 25 of 27 games since rejoining Bears . . . was Chicago's 11th pick in '76 draft.

COLLEGIATE: All-Mid-America conference pick and NIU defensive captain as senior . . . voted NIU's outstanding lineman in '74 . . . redshirted '72 . . . made 139 solo tackles, 16 sacks in last two seasons.

PERSONAL: Given name Jerry Edward Meyers . . . married (Diane), two sons . . . attended Lakeview High on City's north side . . . resides in suburban Hoffman Estates during off-season . . . interests include Hutch Fund, United Charities, Public Broadcasting . . . parents reside in Des Plaines . . . has BS in family services.

Meyers' Pro Stats

	Tkls/Solo	Fum. Rec.	Pass Def.	Force Fum.	Tkls/Loss	Sacks - Yds.	Gms.
1977 Bears	27/21	0	1	1	0/0	1/7	13
1976 Bears	18/13	0	0	1	0/0	2.5/15	12
Career	45/34	0	1	2	0/0	3.5/22	25

Most Solo Tackles: 8 twice.

Most Total Tackles: at Giants 12/18/77, 10.

Most Sacks: 1, last at Dallas 12/26/77.

Where Bears Come From (Based on Club's all-time roster 1920-77)

Illinois	37	Arkansas	7	Tennessee St.	6
Notre Dame	30	Florida	7	Tulsa	6
Northwestern	21	Kentucky	7	UCLA	6
Ohio State	17	Michigan	7	Villanova	6
Purdue	17	LSU	7	West Virginia	6
Wisconsin	16	Oregon	7	Colgate	5
Iowa	15	Wake Forest	7	Florida A&M	5
Nebraska	13	Boston College	6	Grambling	5
Stanford	11	Chicago U.	6	Maryland	5
Michigan State	11	Houston	6	Millikin	5
Indiana	10	Kansas	6	Oklahoma	5
Marquette	9	Minnesota	6	Penn State	5
Southern Cal	9	Missouri	6	TCU	5
Tennessee	9	N. Texas St.	6	Washington	5
Alabama	8	Oregon St.	6		

BOB MOORE

Joined Bears: 1978, T-Bucs

TE 6-2 230

8th Season
Born: 2/12/49, Baltimore, Md.

PROFESSIONAL: Came to Bears 4/13/78 from Bucs with their 1st round '79 choice for Wally Chambers . . . started first three games for Bucs in '77 before knee surgery . . . starter in '76 after coming to Tampa Bay in veteran allocation draft from Oakland where he started for three seasons . . . was Oakland's fifth round draft choice in 1971 . . .

COLLEGIATE: Caught 100 passes in three years for 1,327 yards and 10 TDs . . . had five catches for 113 yards in Stanford's '71 Rose Bowl triumph . . . all-Coast and all-Pacific Eight junior and senior seasons . . . all-America second team, AP and Sporting News as senior.

PERSONAL: Given name Robert Rory Moore . . . married (Mary) . . . attended graduate school at U. of San Francisco . . . prepped Klamath Falls (Ore.) High . . . three sport star . . . New York Mets Number One free agent draft choice in 1966 but chose Stanford . . . has BA in political science.

Moore's Pro Stats

Receiving	Gms.	No.	Yds.	Avg.	TDs
1971, Raiders	14	2	26	13.0	0
1972, Raiders	14	6	49	8.2	1
1973, Raiders	14	34	375	11.0	4
1974, Raiders	14	30	356	11.9	2
1975, Raiders*	14	19	175	9.2	0
1976, Bucs	11	24	289	12.0	0
1977, Bucs	3	0	0	0.0	0
Total	84	115	1270	11.0	7

*2 Rushes for 23 yards.

JERRY MUCKENSTURM LB 6-4 226 Ark. State 3rd Season
 Joined Bears: 1976, D-7 Born: 10/13/53, Belleville, Ill.


PROFESSIONAL: Started four games at left LB for Doug Buffone last season . . . was starting right LB when Bears locked playoff spot at NY . . . had career high 10 tackles (also sack, pass deflection) in Miracle KC win . . . missed final '76 game with surgical right knee . . . alert special teamer . . . 6th player taken by Bears in '76 draft.

COLLEGIATE: Three-year regular as 215-pound outside backer at ASU . . . Southland Conference player of the week three times . . . bounced back from left knee surgery before senior season to lead team in tackles with 131 . . . ASU 11-0 that year . . . conference defensive player of year . . . career stats: 338 tackles, 11 sacks, 7 interceptions, 1 TD.

PERSONAL: Given name Jerry Ray Muckenturm (pron: muck-in-sturm) . . . nickname Muck . . . married (Pam) & expecting baby in March . . . brother Kevin was TE at ASU . . . resides in Chicago during off-season . . . prepped at Althoff Catholic High lettering in three sports and earning all-St. Louis metro honors as senior . . . has BS in physical education.

Muckenturm's Pro Stats

Interceptions	No.	Yds.	Tkls/Solo	Fum. Rec.	Pass Def.	Force Fum.	Tkls. Loss	Sacks - Yds.	Gms.
1977 Bears	0	0	36/26	0	0	1	2/6	1/0	14
1976 Bears	0	0	12/5	0	0	0	0/0	0/0	13
Career	0	0	48/31	0	0	1	2/6	1/0	27

Most Solo Tackles: vs Chiefs 11/13/77, 9.

Most Total Tackles: vs Chiefs 11/13/77, 10.

"BEAR DOWN CHICAGO BEARS"

The lyrics to "Bear Down Chicago Bears", the Club's fight song since 1941 are:

"Bear Down, Chicago Bears, Make every play clear the way to victory: Bear Down, Chicago Bears, Put up a fight with a might so fearlessly. We'll never forget the way you thrilled the nation with your T-formation. Bear Down, Chicago Bears, and let them know why you're wearing the crown. You're the pride and joy of Illinois, Chicago Bears, Bear Down."

JOHNNY MUSSO

RB 5-11 196

Alabama 4th Season

Joined Bears: 1975, FA (D-3, 1972)

Born: 3/6/50, Birm., Ala.



PROFESSIONAL: Captained Bear special teams in 1977 . . . made only backfield start for Bears last season at Houston . . . got game ball for 10/30/77 Green Bay win after replacing Roland Harper and posting NFL highs of 16 carries, 69 yards . . . despite back, ankle, knee problems did not miss a game . . . statistics show only three fumbles for 675 combined ball carrying chances in three pro leagues or . . . fumbles once in every 225 times he carries . . . had blocked punt safety in '76 at LA . . . third player pick (T Lionel Antoine, S Craig Clemons) by Bears in '72 draft but elected to sign in Canada . . . BC Lions sold contract to WFL Birmingham Lions in 1975 . . . signed with Bears after WFL folded 11/26/75 seeing action in 2 of 4 remaining games . . . has not missed game since . . . had knee surgery after '74 season.

COLLEGIATE: Fourth in 1971 Heisman voting . . . Football News Player of the Year . . . shared SEC Player honors with Auburn QB Pat Sullivan . . . two-time all-America pick . . . three-year regular . . . NCAA postgraduate scholarship winner . . . set eight SEC, 14 Alabama records . . . rushed for 2,741 yards (4.8 average), scored 38 TDs, passed for two more . . . 232 points . . . caught 61 passes for 495 yards . . . all-Academic honors twice . . . called by Paul "Bear" Bryant "the greatest back I've coached."

PERSONAL: Given name John (NMI) Musso, Jr . . . nickname The Italian Stallion . . . married (Tanner) three children . . . learning mercantile exchange and commodity futures in Chicago . . . participated in football, track, basketball, wrestling at Birmingham Banks High . . . member Athletes in Action and Fellowship of Christian Athletes . . . has BA in finance.

Musso's Pro Stats

	Rushing	Yds.	Avg.	TD	Receiving	Yds.	Avg.	TD	Gms.
1977 Bears	37	132	3.6	2	3	13	4.3	0	14
1976 Bears	57	200	3.5	4	4	26	6.5	0	14
1975 Bears	6	33	5.5	0	0	0	0.0	0	2
Career	100	365	3.7	6	7	39	5.6	0	30
1975 WFL B'ham	143	623	4.4	3	5	40	8.0	1	12
1974 CFL BC Lions	12	59	4.9	0	5	36	7.4	0	3
* 1973 CFL BC Lions	220	1029	4.7	10	46	475	10.3	0	16
+1972 CFL BC Lions	88	405	4.6	1	39	556	14.3	2	15

* Threw one pass for 25 yards, returned one KO 17 yards.

+ Returned one kickoff 0 yards.

Kickoff Returns	Yds.	Avg.	TD	Most Rushes:
1977 Bears	5	100	20.0	at Green Bay 10/30/77, 16 (69)
1976 Bears	2	18	9.0	Most Yds Rushing: at Green Bay 10/30/77, 69 (16).
1975 Bears	0	0	0.0	Long Rush: at New Orleans 12/21/75, 16.
Career	7	118	16.8	Long Catch: at Detroit 11/24/77, 21 from Bob Avellini.
				Long KOR: at New York 12/18/77, 33.

DAN NEAL**C 6-4 248****Kentucky****6th Season****Joined Bears: 1975, FA****Born: 8/30/49, Corbin, Ky.**

PROFESSIONAL: Unsung but valuable performer who has played in all 34 games and started 13 since signing with Club 11/75 . . . has played both center and guard . . . makes all Bear long snaps . . . started last 10 games of '76 season when Dan Peiffer had surgery . . . started last three of '75 season under similar circumstances . . . special teamer with Baltimore in first two pro seasons . . . 11th round '73 Colt draft pick.

COLLEGIATE: Two-year starter at Kentucky . . . offensive captain for Wildcats in '71 and '72 . . . played in '72 East-West game.

PERSONAL: Given name Thomas Daniel Neil . . . nickname Danny . . . played six football positions at Louisville Atherton High . . . was prep all-American, MVP . . . also lettered in swimming, basketball, track . . . building own home near Lexington (Ky.) . . . swam competitively for 10 years.

Neal's Pro Stats

Total games 53: Baltimore 1973 (5), Baltimore 1974 (14), Bears 1975 (6), Bears 1976 (14), Bears 1977 (14).

BILLY NEWSOME**DE 6-5 250****Grambling 9th Season****Joined Bears: 1977, T-Bills****Born: 3/2/48, Jacksonville, Tex.**

PROFESSIONAL: Unheralded 8/31/77 trade with Bills gave Bears 14-game regular at right end . . . came to Club in exchange for rookie lineman Connie Zelencik . . . finished second on team with five sacks—two in opener with Lions . . . made eight tackles in Atlanta loss . . . played virtually every down . . . led Bears in causing fumbles with two in regular season, one in playoff . . . has been with four other Clubs via trades . . . began career as fifth round Colt draft choice and played in '71 Super Bowl (Balt. 16, Dallas 13) as rookie . . . traded 1/29/73 with 4th round pick to Saints for 1st round pick . . . traded to Bills prior to 1977 season for conditional draft choice . . . missed last 12 games of '76 season with broken knee . . . Saints' MVP in '73 . . . New Orleans defensive captain 1973-74 . . . Jets captain 1975 . . . had career high 10 sacks in 13 games with Saints in '74 . . . had lineman's dream as rookie with 19-yard interception return for TD.

COLLEGIATE: Grambling senior captain . . . little all-America selection.

PERSONAL: Given name William Ray Newsome . . . married (Lolita), two children . . . spends off-season in Denver . . . prepped at Jacksonville (Tex.) Fred Douglass High . . . has BS in industrial education.

Newsome's Pro Stats

Total Games 99: Baltimore. 1970 (14), KORs 1 for 0, Int. 2 for 19td; Baltimore 1971 (14), 2 FRs; Baltimore 1972 (14), 1 FR; New Orleans 1973 (1), 1 FR, Int. 1 for 0; New Orleans 1974 (13), 3 FRs; Jets 1975 (14); Jets 1976 (2).

	Tkls/Solo	Fum. Rec.	Pass Def.	Force Fum.	Tkls. Loss	Sacks -Yds.	Gms.
1977 Bears	42/29	1	0	2	2/5	5/37.5	14

Home Grown Bears

Six of the 54 Bears on the Club's 1978 veteran training camp roster were born in Chicagoland: T Ted Albrecht, TE Chuck Bradley, S Gary Fencik, LB Tom Hicks, DE Jerry Meyers, and T Dennis Lick.

JIM OSBORNE DT 6-3 251 Southern 7th Season
Joined Bears: 1972, D-7b Born: 9/7/49, Sylvania, Ga.



PROFESSIONAL: Co-captain of Bear defense last two seasons . . . makes game ball awards . . . missed playoff clinching season finale at New York with flu . . . has started 29 of last 31 regular season games for Bears . . . prefers left side rush . . . had top pro season in '76 playing out option and finishing sixth in NFL with 15 sacks . . . owns game ball from 1976 SF victory and three sacks . . . led Chicago sack corps in rookie, sophomore seasons . . . won 1972 Piccolo Trophy . . . started '77 playoff game at left tackle.

COLLEGIATE: First Southern player selected for East-West Shrine game . . . also played in Coaches all-America game . . . two-way player for former Bear Harry Gunner . . . four-time letterman . . . NAIA all America.

PERSONAL: Given name James Henry Osborne . . . nickname Jaws . . . married (Emma), two children . . . resides in Palos Hills, Ill . . . hobbies billiards, music . . . off-season occupation tax (Laventhol & Horwath) accounting . . . attended Ft. Lauderdale (Fla.) Dillard High . . . active in community affairs . . . has BA in accounting.

Osborne's Pro Stats

	Tkls/Solo	Fum. Rec.	Pass Def.	Force Fum.	Tkls. Loss	Sacks -Yds.	Gms.
1977 Bears	49/32	0	0	0	7/26	4/26	13
1976 Bears	79/59	0	2	2	7/14	15/129	14
1975 Bears	47/34	0	0	3	2/5	7/62	12
1974 Bears	91/67	0	1	1	0/0	3/30	14
1973 Bears	70/52	1	0	2	0/0	10/85	14
1972 Bears	82/54	2	0	0	1/1	5/18	14
Career	418/298	3	3	8	17/46	44/350	81

Most Solo Tackles: 7, five times.

Most Total Tackles: vs Packers at Chicago 12/16/73, 10.

Most Sacks: vs Vikings at Chicago 9/23/73, 4 for 37.

BOB PARSONS P-TE 6-5 232 Penn State 7th Season
Joined Bears: 1972, D-5 Born: 6/29/50, Bethlehem, Pa.



PROFESSIONAL: Enjoyed top pro season as punter last year 40.4 gross avg, 35.1 net . . . net figure second in NFL only to Cincy's Pat McInally (36.4) . . . only 7 of 80 punts were touchbacks . . . 17 were dead inside the 20 . . . voted second team all-NFC by UPI . . . has been Bear punter for 4 seasons . . . 38.5 career avg is 6th best in Bear history . . . owns Bear record for punts in one season—99 (1976) . . . back-up tight end with 11 starts (10 in '75) in career . . . owns game ball from '76 Detroit victory . . . scored against Falcons in first pro game . . . plays on all special teams . . . drafted as quarterback.

COLLEGIATE: Penn State quarterback until switch to tight end as senior . . . led Nittany Lions that season with 30 catches for 489 yards, five TDs . . . college punting average of 40 yards . . . prior to Senior Bowl suffered dislocated shoulder, surgery after hit by teammate-to-be Craig Clemons.

PERSONAL: Given name Robert Herber Parsons . . . married (Nancy), two children . . . resides in Pen Argyl . . . conducts health evaluation programs . . . hobbies tennis, golf, basketball, bowling . . . has taught . . . attended Argyle (Pa.) Penn High participating in football, basketball, track, baseball and golf . . . active in civic affairs . . . has BS in physical education.

Parsons' Pro Stats

	Pass Receiving	Yds.	Avg.	TD	Punting	Yds.	Blk.	Avg.	Gms.
1977 Bears	0	0	0.0	0	80	3232	2	40.4	14
1976 Bears	1	9	9.0	0	99	3726	1	37.6	14
1975 Bears	13	184	14.2	1	93	3625	0	39.0	14
1974 Bears	2	9	4.5	1	90	3408	1	37.8	14
1973 Bears	2	23	11.5	1	4	106	0	26.5	14
1972 Bears	1	6	6.0	1	—	—	—	—	13
Career	19	231	12.2	4	366	14097	4	38.5	83

	Passing	Comp.	Yds.	TD	Rushing	Yds.	Avg.	TD
1977 Bears	4	4	61	0	0	0	0.0	0
1976 Bears	2	2	48	0	1	2	2.0	0
1975 Bears	1	0	0	0	0	0	0.0	0
1974 Bears	1	0	0	0	0	0	0.0	0
* 1973 Bears	0	0	0	0	2	2	1.0	0
1972 Bears	0	0	0	0	1	0	0.0	0
Career	8	6	109	0	4	4	1.0	0

* Also returned two kickoffs for 15 yards.

Long Catch: at Detroit 10/12/75, 38 from Gary Huff.

Most Caught: vs Packers at 11/9/75, 4 (for 55).

Most Yards: vs Packers 11/9/75, 55 (on 4).

Long Punt: vs Lions 9/12/76, 62.

Most Punts: vs Broncos 12/12/76, 11 (32.5).

Best Avg: at Detroit 11/24/77, 51.5 (4-206).

WALT PATULSKI DE 6-6 267 Notre Dame 6th Season Joined Bears: 1978, FA Born: 2/3/50, Fulton, N.Y.



PROFESSIONAL: Signed with Bears as free agent April 19 after playing reserve role with Cardinals last year . . . missed 1976 regular season because of knee surgery following the final preseason game . . . Cardinals obtained him for a second round choice from Bills on 4/2/76 . . . first player selected in NFL '72 draft . . . made all-rookie team that year . . . four-year starter on left side of Bills' defensive line . . . NFL defensive player of week against Baltimore in '73 with three pass deflections, one sack, five unassisted tackles.

COLLEGIATE: Consensus all-America at Notre Dame . . . won Lombardi Trophy as outstanding college lineman of 1971 . . . named lineman of the year by UPI . . . three-year starter . . . played in Cotton Bowl, college all-Star game . . . named outstanding defensive lineman in Hula Bowl . . . set Irish record for tackles for loss.

PERSONAL: Given name Walter George Patulski . . . married (Bronwyn) . . . prepped at Syracuse Christian Brothers Academy . . . high school all-American fullback . . . broke city rushing and scoring records . . . resides in Syracuse during the offseason . . . was area Multiple Sclerosis chairman in 1974 . . . has BA in business administration.

Patulski's Pro Stats

	Tkls.	Solo	Asst.	Fum. Rec.	Pass Def.	Force Fum.	Blk. Kick	Tackled for/Loss	Sack-Yards	Gms.
1972, Bills	—	37	—	—	—	—	—	—	4/	14
1973, Bills	—	—	—	1	—	—	1	—	—	14
1974, Bills	—	44	—	1	—	—	—	—	5/	14
1975, Bills	—	—	—	1	—	—	—	—	—	14
1977, Cardinals	5	4	1	0	0	0	0	0/0	0/0	14

**WALTER PAYTON RB 5-10½ 204 Jackson St. 4th Season
Joined Bears: 1975, D-1 Born: 7/25/54, Columbia, Miss.**



PROFESSIONAL: Owns three NFL, 14 Chicago Bear records . . . MVP of 1978 Pro Bowl where he rushed 13 times for 77 yards and scored winning TD . . . needs one more 100-yard game to tie Gale Sayers Club record of 20 in career . . . youngest (23) player to be voted league MVP . . . posted third highest rushing total in NFL history last season with 1,852 yards behind O.J. Simpson's 2,003 (1973) and Jim Brown's 1,863 (1963) . . . had 50 runs of 10 or more yards last season in 14 League games . . . led NFL last season in TDs (16), carries and yards rushing . . . has played in 37 consecutive regular season games . . . first Bear since Harlon Hill (1955) voted NEA Jim Thorpe Trophy . . . has missed just one game because of injury (10/19/75, ankle, Pittsburgh) . . . needs 1,737 yards rushing to wrestle Bear yardage record from Rick Casars (10 years, 5,657) . . . stands 14th in all-time Bear scoring with 216 points . . . has started 32 consecutive games . . . owns six of the top 11

rushing days in Bear history . . . owns 10 game balls: '75 Saints, Eagles; '76 49ers, Packers; '77 Rams, Packers, Chiefs, Vikings, Packers, Giants . . . led 1976 NFC rushers with 1,390 yards . . . won 1975 NFL kickoff return title with 31.7 average.

POST-SEASON HONORS, GAMES: 1975—none (all-rookie runners Mike Thomas and Don Hardeman). 1976—PFWA, AP all-Pro pick; Sporting News NFC Player of the Year; runner-up to Chuck Foreman NFL MVP by UPI; got 39 of possible 42 votes to UPI all-NFC team . . . started Pro Bowl game for NFC . . . Chicago Red Cloud Athlete of the Year. 1977—UPI Athlete of the Year over baseball's Steve Carlton; NFL MVP by PFWA, NEA (Thorpe Trophy), Mutual Radio; AP, FB Digest, Sport Magazine NFL Player of the Year; AP NFL most valuable offensive player; UPI, Sporting News NFC Player of the Year; only unanimous choice to NFC Pro Bowl squad; leading vote getter to UPI all-NFC team . . . all-pro pick AP, UPI, NEA (top pick); Pro FB Weekly Offensive Player of Year; won Seagram's "Oscar" award for football & \$10,000 prize attached; in divisional playoff at Dallas rushed 19 times for 60 yards, caught 3 passes for 33 yards, returned 3 kickoffs 57 yards.

COLLEGIATE: Football Roundup College Player of the Year 1974 . . . leading scorer in NCAA history with 464 points . . . led nation with 160 points in 1973 . . . first running back, fourth player selected in '75 draft (behind Steve Bartkowski, Randy White, Ken Huff) . . . scored 66 touchdowns, rushed for 3,563 (6.1) yards, kicked five field goals and 53 PATs, caught 27 passes for 474 yards, had 39.0 punting average, 43.0 kickoff return average, hit 14 of 19 passes for 4 TDs . . . played in College All-Star (Pitt 21-14), East-West, Senior Bowl games.

PERSONAL: Given name Walter Jerry Payton . . . nickname Sweetness . . . married Connie Norwood July, 1976 . . . competed in TV "Superstars" show this winter . . . purchased home in suburban Arlington Heights in 1977 . . . honorary chairman of 1978 Illinois Mental Health Association . . . national spokesman for anti youth alcoholism . . . has worked for many charities during off season including Boy Scouts, March of Dimes, Piccolo Research Fund and United Way . . . tremendous strength 390 bench press, 600 + leg press, 300 military . . . finalist in soul train dance contest as collegian . . . attended Columbia High but didn't play football until junior year . . . parents Peter and Alyne reside in Columbia . . . brother Eddie was outstanding return specialist with Lions last season . . . uncle is Chargers' RB Rickie Young . . . interests include privacy, drums, CB radio . . . received BA in special education at Jackson State in 3½ years.

Walter Payton's Pro Stats

Rushing	Att.	Yards	Avg.	TD	Receiving	Yards	Avg.	TD	Gms.
1977, Bears	339	1852	5.5	14	27	269	10.0	2	14
1976, Bears	311	1390	4.5	13	15	149	9.9	0	14
* 1975, Bears	196	679	3.5	7	33	213	6.5	0	13
Career	846	3921	4.6	34	75	631	8.4	2	41
Kickoff Ret.	Att.	Yards	Avg.	TD	Passing	Comp.	Yds.	TD	Ints.
1977, Bears	2	95	47.5	0	0	0	0	0	0
1976, Bears	1	0	0.0	0	0	0	0	0	0
* 1975, Bears	14	444	31.7	0	1	0	0	0	1
Career	17	539	31.7	0	1	0	0	0	1

*One punt for 39 yards vs Dolphins at Chicago, 11/2/75.

Payton's Career Bests

Combined Yards: 300 (134 r, 62 c, 104 kor) at New Orleans 12/21/75.

Carries: 40 (275) vs Minnesota 11/20/77.

Yards: 275 (40) vs Minnesota 11/20/77.

Avg. Per Carry: 8.9 (23-205) at Green Bay 10/30/77.

Long Run: 73 vs Detroit 9/18/77.

Most TDs: 3, three times.

Most Catches: 6, three times.

Yards Receiving: 107 (4) at Detroit 11/24/77.

Long Catch: 75 at Detroit 11/24/77 from Bob Avellini.

Most TD Catches: 1 twice.

Kickoff Returns: 3 (57) at Dallas 12/26/77.

Kickoff Return Yards: 104 (2) at New Orleans 12/21/75.

Long Kickoff Return: 70 at New Orleans 12/21/75.

Top Rushing Games

275 (40) vs Vikings 11/20/77

205 (23) @ Green Bay 10/30/77

192 (33) vs Chiefs 11/13/77

183 (27) @ Seattle 12/5/76

163 (32) vs Packers 12/11/77

160 (23) vs Lions 9/18/77

148 (28) @ San Francisco 9/19/76

145 (27) @ Los Angeles 10/17/76

141 (19) @ Minnesota 10/10/76

140 (19) vs Saints 10/2/77

137 (20) @ Detroit 11/24/77

134 (25) @ New Orleans 12/21/75

126 (24) vs Rams 10/10/77

122 (24) @ Minnesota 10/16/77

Records

Rushing Atts, Season: 339, 1977 (NFL).

Rushing Atts, Game: 40, 11/20/77.

Yards Rushing Season: 1,852 1977.

Yards Rushing Game: 275, 11/20/77 (NFL).

Season 1000 Yards: 2 (Tie Sayers)

Consecutive Seasons 1000: 2

Consecutive Gms 100: 5

Gms 100 Season: 10, 1977

TDs Rushing Season: 14 (Tie Sayers)

Gms 200 Season: 2 1977

Gms 200 Career: 2

Combined Atts Season: 373 1977 (NFL)

Combined Atts Game: 41, 11/20/77

Consecutive Gms TD Rushing: 7 (Tie Sayers)

DAN PEIFFER C 6-3 251 SE Missouri State 4th Season Joined Bears: 1975, FA Born: 3/29/51, Sigourney, Iowa



PROFESSIONAL: Faced with a third comeback season after suffering ligament damage and subsequent right knee surgery 3/1/78 in farming accident during offseason . . . comeback of the year candidate after having surgery on both knees during '76 offseason and not missing a down last year . . . captain last season . . . played well in starting first 11 games of rookie season . . . missed remainder of that year with surgical right knee . . . came back from that injury to regain starter's spot for 1976 . . . was again off to good start when injured left knee in game four . . . had surgery 10/3/76 and spent remainder of season on injured reserve . . . had additional surgery 12/3/76 on right knee . . . was also Chicago offensive captain as rookie in '75 . . . originally picked in 14th round of '73 draft by Cardinals . . . played with Pardee's WFL Florida Blazers in '74 never missing a down in 20 games.

COLLEGIATE: Two-time selection to all-Missouri Intercollegiate Athletic Association team as a guard . . . also played tackle, center at SE Missouri . . . transfer from Ellsworth CC . . . most valuable lineman in '72.

PERSONAL: Given name Daniel William Peiffer (pron: pie-ferr) . . . attended Keota (Ia.) Community High participating in football, basketball . . . brother played for Iowa . . . resides during off-season on his farm near Cape Girardeau, Mo . . . donated time to United Charities . . . has BA in industrial technology.

Peiffer's Pro Stats

Total Games 52: WFL Florida Blazers 1974 (23), Bears 1975 (11), Bears 1976 (4), Bears 1977 (14).

MIKE PHIPPS QB 6-3 211 **Purdue** 9th Season
 Joined Bears: 1977, T-Clev. Born: 11/19/47, Shelbyville, Ind.



PROFESSIONAL: Started three preseason games last season but saw only two quarters at regular season play . . . came to Bears via trade 5/3/78 for Bears fourth round '77 draft pick and first round '78 pick . . . started the Browns opener vs Jets in '76 but suffered shoulder (right) separation late in third quarter to end playing time . . . entered '76 off his best pro season . . . broke Browns' nine-game losing string in '75 hitting 23 of 36 attempts for 298 yards and 2 TDs against Bengals . . . had been plagued by a string of early spring injuries at Cleveland . . . started pro career as the third player selected in the 1970 draft with the Browns trading WR Paul Warfield to Miami to obtain pick . . . was back up to Bill Nelson for first two seasons before taking number one job in 1972 . . . up until the '76 injury, had started all but six games . . . assets include arm, strength and quickness.

COLLEGIATE: Purdue's quarterback for 27 games during which time the Boilermakers lost only five . . . finished second in '69 Heisman Trophy voting . . . set 24 Purdue and Big Ten records . . . Boilermakers MVP and captain as senior . . . was first QB to engineer three Notre Dame defeats . . . all-America pick . . . 5,883 yards offense.

PERSONAL: Given name Michael Elston Phipps . . . married (Carole), two sons . . . resides in Boca West, Fla., during off-season . . . avid bass fisherman . . . attended Columbus (Ind.) High . . . has BS in industrial economics.

Phipps' Pro Stats

	Gms.	Att.	Cmp.	Yds.	Pct.	TD	Int.	Pass Rating	Rush	Yds.	Avg.
1970 Browns	14	60	29	529	48.3	1	5	50.2	11	94	8.5
1971 Browns	14	47	13	179	27.7	1	4	14.6	6	35	5.8
1972 Browns	14	305	144	1994	47.2	13	16	61.3	60	256	4.3
1973 Browns	14	299	148	1719	49.5	9	20	49.4	60	395	6.6
1974 Browns	14	256	117	1384	45.7	9	17	46.9	39	279	7.2
1975 Browns	14	313	162	1749	51.8	4	19	47.5	18	70	3.9
1976 Browns	2	37	20	146	54.1	3	0	90.6	4	26	6.5
1977 Bears	3	5	3	5	60.0	0	0	64.6			
Total	89	1322	636	7705	48.1	40	81	51.1	198	1155	6.8

DOUG PLANK FS 5-11½ 201 **Ohio State** 4th Season
 Joined Bears: 1975, D-12 Born: 3/4/53, Greensburg, Pa.



PROFESSIONAL: Enforcer of Bear defense, special teams . . . right knee strain in final pre-season tilt vs Bengals last season interrupted 28-game string of pro starts . . . missed first three games . . . came back in game four with a game ball performance vs Rams knocking down one Namath pass and intercepting two others in Bear win . . . also got game ball from win at Tampa . . . started last 11 regular season games, playoff tilt too . . . led Bear tacklers with 123 as rookie . . . paced '76 team in passes broken up (12), fumbles caused (4) and fumbles recovered (4) . . . saved '76 Viking win with Tarkenton interception . . . changed tackling style after being knocked out twice in first seven pro games . . . voted '77 Chicago Red Cloud Grid Award.

COLLEGIATE: Three-time Ohio State letterman but only five starts . . . Bucks 29-4-1 during his varsity days . . . had three interceptions as a senior . . . Buckeye tackle stats show 57 total tackles, 37 solos . . . played in three Rose Bowl games . . . sent Bucks to '74 Rose Bowl with game saving tackle on one-foot line against Michigan (14-11).

PERSONAL: Given name Douglas Michael Plank . . . married (Nancy) . . . resides in Buffalo

Grove . . . popular banquet speaker . . . all-state running back at Irwin (Pa.) Norwin High . . . captained football, basketball, baseball teams there . . . has played all backfield positions . . . enjoys fishing . . . plans to become meteorologist after pro ball . . . active in civic affairs, Fellowship of Christian Athletes . . . has BA in sociology (criminology).

Plank's Pro Stats

Interceptions	No.	Yds.	TD	Tkls/Solo	Fum.	Pass	Force	Tkls.	Sack	
					Rec.	Def.	Fum.	Loss	-Yds. Gms.	
1977 Bears	4	32	0	71/43	0	4	0	2/2	1/14	11
1976 Bears	4	31	0	132/90	4	12	4	1/1	0/0	14
1975 Bears	2	50	0	123/74	0	8	1	3/4	1/10	14
Career	10	113	0	326/207	4	24	5	6/7	2/24	39
Punt Returns	Att.	Yds.	Avg.							
1977 Bears	1	21	21.0							
1976 Bears	0	0	0.0							
1975 Bears	3	23	7.7							
Career	4	44	11.0							

Most Interceptions: vs Rams 10/10/77, 2 (20).

Long Interception Return: vs Eagles 9/28/75, 29 off Roman Gabriel.

Long Punt Return: vs Vikings 11/20/77, 21.

Most Solo Tackles: vs Cowboys at Dallas 10/24/76, 10.

Most Total Tackles: vs Cowboys at Dallas 10/24/76, 14.

Most Pass Deflections: two six times.

MIKE RAINES DT 6-5 260 Alabama 2nd Season
 Joined Bears: 1978, FA Born 2/14/53, Montgomery, Ala.



PROFESSIONAL: Signed with Bears as free agent April 20 . . . played 2 games with 49ers in 1974 after they drafted him on the 6th round that year . . . played in Canadian League with Montreal and Ottawa in 1975 . . . won all-Star honors for Ottawa following the last two seasons after leading Roughriders in quarterback sacks . . . had interception and TD return in Grey Cup championship 23-20 Ottawa win over Toronto in '76.

COLLEGIATE: Two-year regular at Alabama with 71 tackles junior year and 70 senior year . . . all-conference, AP all-America after 1973 season . . . Tides' defensive MVP that year . . . also lettered in baseball as a first baseman . . . played in Senior Bowl.

PERSONAL: Given name Vaughn Michael Raines . . . nicknames Mike, Hook . . . prepped at Montgomery Lanier High . . . played tight end, defensive tackle, all-State two years . . . earned three letters as a basketball forward, three as a baseball first baseman . . . had contract offers from Kansas City Royals . . . brother James is economics professor at Alabama . . . real estate salesman and financial consultant during off-season in Montgomery . . . country western fan . . . participated in PP&K competition as youth . . . has BS in mathematics.

Raines' Pro Stats

Total Games 64: 1974 49ers (2), 1975 Montreal (10), 1975 Ottawa (9), 1976 Ottawa (22), 1977 Ottawa (21).

RETIRED NUMBERS

3	RB-T Bronko Nagurski	56	E Bill Hewitt
5	RB George McAfee	61	G Bill George
28	RB Willie Galimore	66	C Bulldog Turner
41	RB Brian Piccolo	77	RB Red Grange
42	QB Sid Luckman		

BO RATHER **WR 6-1 189** **Michigan** **6th Season**
Joined Bears: 1974, T-Miami **Born: 10/7/50, Sandusky, Ohio**



PROFESSIONAL: Started nine regular season games including last four in Bear stretch drive . . . made 14 of his 17 catches in first five starts . . . missed one game entirely with flu . . . game ball performance in win at Detroit with 42-yard TD catch putting Bears on scoreboard . . . hyperextended right knee limited him to two '76 starts . . . led '75 Bears in receiving with 39 catches . . . came to Bears 9/10/74 from Miami for draft choice . . . Dolphin's 1973 4th round draft pick . . . voted Fitzgerald Award as top Dolphin rookie in camp.

COLLEGIATE: Second leading receiver at Michigan in '72 with 15 catches for 197 yards, 2 TDs . . . defensive back as sophomore . . . played in Rose Bowl . . . led Wolverines in kickoff returns.

PERSONAL: Given name David Elmer Rather . . . nickname Bo (by grandmother) . . . married (Terry), son David, Jr. . . resides in Libertyville . . . owns company in Ann Arbor, Mich. . . hobbies karate, tennis, golf (lefthanded), racquetball . . . attended Sandusky (O.) High participating in football, basketball, and track (long jump) . . . donated time to Hampton Scholarship Fund . . . BA in speech education.

Rather's Pro Stats

Pass Receiving	No.	Yds.	Avg.	TD	Rushing	Yds.	Avg.	TD	Gms.
1977 Bears	17	294	17.3	2	1	-2	-2.0	0	13
1976 Bears	5	33	6.6	0	1	4	4.0	0	9
1975 Bears	39	685	17.6	2	4	24	6.0	0	14
1974 Bears	29	400	13.8	3	2	10	5.0	0	13
1973 Dolphins	0	0	0.0	0	0	0	0.0	0	6
Career	90	1412	15.7	7	8	36	4.5	0	55

Kickoff Returns	No.	Yds.	Avg.	TD	Passing	Comp.	Yds.	TD	Int.
1977 Bears	0	0	0.0	0	0	0	0	0	0
1976 Bears	0	0	0.0	0	0	0	0	0	0
1975 Bears	1	6	6.0	0	0	0	0	0	0
1974 Bears	0	0	0.0	0	1	0	0	0	0
1973 Dolphins	0	0	0.0	0	0	0	0	0	0
Career	1	6	6.0	0	1	0	0	0	0

Long Catch: at Atlanta 10/13/74, 59 from Gary Huff.
 Most Caught: 6 three times, last vs. Saints 10/2/77 (6-113).
 Most Yards: vs Lions 12/7/75, 123 (4-123).
 Most TD Catches: 1 seven times.
 Long Rush: vs Lions 12/7/75, 18.

The States of the '78 Bears

The 54 Bear veterans on the club's training camp roster come from the following states:

Illinois, New York, and Texas all 7; Florida and Pennsylvania 4; Alabama and California 3; Georgia, Indiana, Kentucky, Mississippi, New Jersey, Ohio 2; Hawaii, Idaho, Iowa, Maryland, Michigan, North Carolina, and Utah 1.

STEVE RIVERA WR-KR 5-11 190 California 3rd Season
Joined Bears: 1977, FA Born: 8/5/54, Pensacola, Fla.



PROFESSIONAL: Saw action in three of last four games after signing with Bears as free agent 11/23/77 . . . played on special teams in playoff loss at Dallas . . . began season with 49ers seeing action in NFL opener against Steelers but waived 9/22/77 . . . lone pro start was with 49ers in '76 . . . 4th round San Francisco 1976 draft pick.


COLLEGIATE: As a senior finished third in nation with 57 catches for 790 yards and 4 TDs . . . as a junior was seventh in nation with 56 receptions for 938 yards and 4 TDs . . . holds Cal records for most career receptions (138), most career yards receiving (2,085), and most receptions in a single season (57 in '75) . . . consensus 1st team all-America after senior season . . . made all-West Coast and all-Pacific Eight after both his junior and senior seasons . . . played in Japan Bowl.

PERSONAL: Given name Steve Jose Rivera . . . resides in San Francisco during off-season . . . prepped at Wilmington (Cal.) Banning High . . . was pitch-outfielder on baseball team . . . played intercollegiate rugby at Cal . . . has BA in sociology.

Rivera's Pro Stats

Receiving	No.	Yds.	Avg.	TDs	Gms.	PRs	Yds.	Avg.	TD
1977 Bears—49ers	1	7	7.0	0	4	3	7	2.3	0
1976 49ers	1	7	7.0	0	11	1	3	3.0	0
Career	2	14	7.0	0	15	4	10	2.5	0

DON RIVES LB 6-2 231 Texas Tech 5th Season
Joined Bears: 1973, D-15 Born: 8/30/51, Wheeler, Tex.



PROFESSIONAL: Helped put Bears in playoffs on fumble recovery with 1:22 left in overtime setting up winning field goal . . . started 23 consecutive games as Bear MLB before yielding to Tom Hicks in late November last season . . . also plays on special teams . . . led '76 Bears in tackles with 165 . . . also called defenses that season in absence of Doug Buffone . . . effective against the run . . . has started 36 games in four pro seasons . . . spent all but two 1975 games on injured reserve with dislocated right foot . . . had 13 solo tackles in overtime loss at Minnesota last season . . . played at 215 as rookie.

COLLEGIATE: Two-time all-Southwest Conference pick for Red Raiders . . . big play specialist at Tech . . . president Letterman's Association . . . team leader in tackles as 208-pound middle guard . . . hampered by knee injury as senior . . . had blocked punt in '70 Sun Bowl . . . also played in Hula Bowl, Coaches All-America game.

PERSONAL: Given name Donald Earl Rives (pron: reeves) . . . married (Sammye), one son . . . resides in Dumas, Texas and teaches youth Bible study . . . attended Wheeler (Tex.) High participating in football (fullback ran for 1,475, scored 106 points), basketball, track, baseball . . . competed in Ford's PP&K program . . . hopes to be a rancher . . . hobbies include cooking Mexican food, hunting, fishing . . . active in civic affairs, Fellowship of Christian Athletes . . . has BA in physical education.

Rives' Pro Stats

Interceptions	No.	Yds.	Tkl/Solo	Fum.		Force Fum.	Tkl.		Sacks	
				Rec.	Def.		Loss	—Yds.	Gms.	
1977 Bears	0	0	89/61	0	1	0	2.5/7.5	0/0	0/0	14
1976 Bears	0	0	165/112	2	5	3	5/8	3/12		14
1975 Bears	0	0	7/4	0	0	0	0/0	0/0		2
* 1974 Bears	0	0	65/37	0	0	1	1/2	1/5		14
1973 Bears	0	0	68/60	1	0	0	0/0	1/4		14
Career	0	0	394/173	3	6	4	8.5/17.5	5/21		58

* Rushed once for two yards

MEL ROGERS LB 6-2 230 Florida A&M 6th Season
 Joined Bears: 1977, FA Born: 4/23/47, St. Petersburg, Fla.



PROFESSIONAL: Has not been in uniform for a Bear regular season defeat signing with the Club as a free agent 11/11/77—two days before team launched six-game win streak . . . played five of those last six games on special teams . . . ditto playoffs . . . signed with Rams twice as free agent in '76—the second time was backup outside linebacker and played in 11 games . . . was with WFL Phila Bell in 1975 . . . ignored in 1970 draft began pro career in Atlantic Coast League with Bridgeport Jets . . . signed with Chargers as free agent in '71 playing 26 games with San Diego until his 1974 release . . . spent '72 season on injured reserve with shoulder injury . . . only seven NFL starts were with Chargers . . . voted game ball from '73 Charger win over Saints.

COLLEGIATE: All-Southern Intercollegiate Athletic Conference pick in 1969.

PERSONAL: Given name Melvin Nathaniel Rogers . . . married (Betty) . . . football, basketball star at St. Petersburg (Fla.) Gibbs High . . . has taught

school in Pinellas (Fla.) County during off-season . . . resides during off-season in Fountain Valley, Cal . . . has BS in education.

Rogers' Pro Stats

Interceptions	No.	Yds.	Tkls/Solo	Fum. Rec.	Pass Def.	Force Fum.	Tkls. Loss	Sacks -Yds.	Gms.
1977 Bears	0	0	6/3	0	0	1	0/0	0/0	5
1976 Rams	0	0	—	0	—	—	0/0	0/0	11
1974 Chargers	0	0	—	0	—	—	0/0	0/0	3
1973 Chargers	1	3	37/19	1	—	—	0/0	0/0	10
1971 Chargers	0	0	—	1	—	—	0/0	0/0	13
Totals	1	3	—	—	—	—	0/0	0/0	42

Also returned two kickoffs 24 yards.

RON RYDALCH DT 6-4 257 Utah 4th Season
 Joined Bears: 1975, T-Jets Born: 1/1/52, Tooele, Utah



PROFESSIONAL: Regular right tackle last season . . . suffered ankle injury in playoff start . . . made three starts in '76 playing behind Jim Osborne, Wally Chambers . . . was team leader in sacks last season with 9½ . . . had 10 tackles in playoff clincher at New York . . . signed with Bears 11/25/75 after WFL folded . . . Bears acquired rights from Jets with RB Mike Adame and draft choice for RB Carl Garrett 9/9/75 . . . played with Shreveport Steamer instead of reporting to Jets as 8th round pick in '74.

COLLEGIATE: Three-year starter at Utah . . . '73 co-captain, all-Western Athletic Conference pick . . . '73 WAC's Outstanding Lineman . . . played in Blue-Gray game.

PERSONAL: Given name Ronnie James Rydalch (pron: rye-dolch) . . . nickname Dry Gulch, Griz . . . resides in Tooele (pron: twill-uh) during off-season . . . competed in Ford PP&K program . . . hobbies include hunting, snowmobiling . . . attended Tooele High participating in football, basketball, track (shot) . . . had 3.7 GPA . . . has BS in business management.

Rydalch's Pro Stats

	Tkls/Solo	Fum. Rec.	Pass Def.	Force Fum.	Tkls. Loss	Sacks -Yds.	Gms.
1977 Bears	77/54	1	1	1	2/4	9.5/81	14
1976 Bears	70/53	1	0	1	3/6	7/51	13
1975 Bears	13/10	0	0	0	0/0	0/0	3
Career	160/117	2	1	2	5/10	16.5/132	30

PERSONAL: Given name Steven William Schubert . . . married (Sandy), two children . . . lives in Manchester, N.H. . . . hobbies include furniture making . . . football, baseball, track, basketball star at Manchester Central High . . . participated in Ford's PP&K program . . . sells for hotel chain during off-season . . . has BS degree in Hotel and Restaurant Administration.

Schubert's Pro Stats

Receiving	Gms.	No.	Yds.	TD	Punt Returns	Yds.	TD	Kickoff		
								Returns	Yds.	TD
1977 Bears	13	8	119	0	31	291	1	0	0	0
1976 Bears	14	4	74	0	11	60	0	1	3	0
1975 Bears	12	5	68	0	6	33	0	9	146	0
1974 Patriots	10	1	21	1	3	15	0	5	112	0
Career	49	18	282	1	51	399	1	15	261	0

Long Catch: at Dallas 12/26/77, 34t from Bob Avellini.

Most Catches: at Dallas 12/26/77, 5 (69).

Most Yds Rec: at Dallas 12/26/77, 69 (5).

Long PR: vs. Lions 9/18/77, 70t.

Most PRs: at Tampa 12/4/77, 7 (22).

Long KOR: at Pittsburgh 10/19/75, 25.

JAMES SCOTT WR 6-1 191 Henderson JC 3rd Season Joined Bears: 1976, FA Born: 3/28/52, Longview, Texas



PROFESSIONAL: Finished second among NFC receivers (Minnesota's Ahmad Rashad, 51-681) with 50 catches for 809 yards last season—his first full year . . . has superstar talents . . . has not missed a game since signing with Bears as free agent 9/21/76 . . . has started last 22 regular season games . . . got game balls last season after wins over Rams, Packers . . . one of six Bears to have caught 50 passes in a season . . . first NFL reception was a 6-yard TD pass from Bob Avellini vs Washington . . . was New York Jets' eighth round draft pick in 1975 but spent that season on injured reserve with eye injury . . . caught 3 passes for 111 yards in Jets '76 preseason but waived after missing practice . . . played with WFL Chicago Fire in '74 catching 52 Virg Carter passes for 755 yards in eight games . . . was leading WFL receiver when injured.

COLLEGIATE: All-conference receiver at Henderson County (Athens, Texas) Junior College in '71 . . . totaled 100 receptions in his two JC seasons.

PERSONAL: Given name James Scott . . . prepped at Gladwater (Tex.) High where he gained 2,000 yards total offense as senior running back . . . held multitude of jobs including foundry work while waiting football opportunity . . . "sold" to Bears on QB Virg Carter's recommendation.

Scott's Pro Stats

	Rush	Yds.	Avg.	TD	Recp.	Yds.	Avg.	TD	Gms.
1977 Bears	1	10	10.0	0	50	809	16.2	3	14
1976 Bears	2	-4	-2.0	0	26	512	19.7	6	11
Career	3	6	2.0	0	76	1321	17.4	9	25
1974 WFL Chicago	1	1	1.0	0	52	755	14.5	8	8

Long Catch: vs Rams 10/10/77, 72t from Bob Avellini.

Most Catches: 7 twice, last vs Packers 12/11/77 (94).

Most Yards Rec: vs Rams 10/10/77, 142 (2).

Most TDs: 2 twice, last vs Rams 10/10/77.

JEFF SEVY **G-T 6-5 261** **California** **4th Season**
Joined Bears: 1975, D-12 '74 **Born: 10/24/50, Palo Alto, Cal.**



PROFESSIONAL: Suffered through difficult '77 season with move from starting offensive tackle to reserve defensive end . . . had not played defense since Cal days yet made two sacks last season . . . had four-day hospital stay for tonsillitis last year . . . had started 26 consecutive games on offense before move to front four . . . had consecutive games string snapped at 31 . . . Bear offensive captain in '76 . . . has played seven positions with Bears . . . owns starts at RT, LT, RG, LG . . . Club's physical coordinator, Clyde Emrich, claims Sevy's the strongest lineman in the NFL . . . his belief in cosmic energy led to Bear offensive line Cosmic Ray cult . . . started 12 games including last 10 as rookie RT in '75 . . . consensus all-rookie tackle in '75 . . . originally drafted by Bears on 12th round '74 draft but signed with WFL Hawaii as 10th round choice . . . inked Chicago contract 6/12/75 . . . played guard with Hawaiians.

COLLEGIATE: Two-year Cal defensive end-tackle letterman . . . member Cal's national champion rugby side . . . weightman on track squad . . . All-conference pick for coach Bob Pifferini, Sr., at DeAnzia JC.

PERSONAL: Given name Jeffrey Evan Sevy (pron: see-vee) . . . wears ear pin . . . made visits to ghetto high schools last season as volunteer on day off . . . has held a variety of off-season "for kicks" jobs including ski patrol member and bouncer in massage parlor . . . resides during off-season in Cupertino, Cal . . . has taken dance lessons to improve agility . . . attended Sunnysvale (Cal.) Homestead High but did not play football . . . participated in track, cross country . . . studied social welfare at Cal.

Sevy's Pro Stats

Total games 60: Hawaiians WFL 1974 (20), Bears 1975 (14), Bears 1976 (14), Bears 1977 (12). Returned one 1974 kickoff 9 yards. Caught one pass for 6 yards 12/14/75 vs Cardinals. 1977: Eight tackles, 7 solo, one fumble recovery, two sacks for 25 yards.

REVIE SOREY **G 6-2 259** **Illinois** **4th Season**
Joined Bears: 1975, D-5 **Born: 3/10/53, Brooklyn, N.Y.**



PROFESSIONAL: First team all-NFC pick last season by UPI, Pro FB Weekly . . . owns 23 career starts including all 14 at RG last year . . . has not missed a game since joining Club for '75 season . . . got game ball from Bears Thanksgiving Day win at Detroit . . . has also played on special teams . . . key man in Bears favorite play "Ride 38" as pulling guard . . . quick, strong, young . . . has run :04.9 . . . fourth Bear pick in '75 draft.


COLLEGIATE: Two-year regular lineman at Illinois . . . played tight end as frosh . . . Illini offensive captain in '74 . . . played frosh basketball . . . selected to play in Senior Bowl, Blue-Gray, American Bowl games . . . all-Big Ten pick.

PERSONAL: Given name Revie Cee Soresy, Jr. (pron: ree-vee Soar-ee) . . . nickname Rock Hollywood . . . resides in Chicago—President 'Just Us' Association for Special Olympics and Better Boys Foundation . . . most active in helping others with 1977 appearances for United Cerebral Palsy, Boy Scouts, United Charities, VA Hospitals, Red Cloud Fund, Chicago Heart Association . . . also made visits to ghetto schools on day off . . . Illinois Special Olympics 1977 Man of the Year . . . hobbies include music, chess, CB radio . . . earned five letters at Brooklyn Boys High in football (3), basketball (1), track (1) . . . member Fellowship of Christian Athletes . . . all-New York . . . was youth corps leader, life scout . . . majored in sociology.

Sorey's Pro Stats

Total games 42: Bears 1975 (14), Bears 1976 (14), Bears 1977 (14).

MIKE SPIVEY **CB 6-0 194** **Colorado** **2nd Season**
Joined Bears: 1977, D-2 **Born: 3/10/54, Houston, Tex.**



Boulder . . . top student.

PROFESSIONAL: Fifth back when '77 Bears went to 4-2-5 defense in passing downs . . . started 4 pre-season games at RCB . . . awarded game ball for TD saving interception in August game at Houston . . . could be NFL future star with size, strength (350 bench), speed, hands . . . fifth DB taken in '77 draft . . . Bears second pick . . . :04.3 speed.

COLLEGIATE: AP honorable all-America . . . AP all-Big Eight . . . had 57 career solo tackles, 44 career assists . . . had 5 career interceptions for 37 yards and one touchdown . . . three-year starter, one as corner and two as rover back . . . three-time letterman.

PERSONAL: Given name Michael James Spivey . . . plans June wedding (Jackie) . . . spent off-season at Colorado completed degree in industrial recreation . . . team captain and two-way player at Houston Aldine Carver High . . . ran track . . . helped form Special Olympics program in

Spivey's Pro Stats

Interceptions	No.	Yds.	Tkls/Solo	Fum. Rec.	Pass Def.	Force Fum.	Tkls/Loss	Sack -Yds.	Gms.
1977 Bears	0	0	11/8	0	0	1	0/0	0/0	14

ROGER STILLWELL **DE 6-6 250** **Stanford** **4th Season**
Joined Bears: 1975, D-9 **Born: 11/17/51, Santa Monica, Calif.**



PROFESSIONAL: Moved from starting end to back-up tackle in pre-season last year . . . suffered ligament (left knee) injury in fifth game at Minnesota and spent remainder of season on injured reserve with surgery 10/17/77 . . . fourth consecutive injured-plagued season . . . started 10 games at DRE in '76 . . . also had knee surgery 1/77 . . . subject of 1976 controversial inadvertent whistle call vs Oakland when his TD was reduced to fumble recovery with no return . . . started first 11 games at defensive left tackle as rookie before yielding to veteran Jim Osborne . . . moved to end in '76 camp . . . drafted by Bears as offensive tackle prospect . . . miserable start in rookie camp due to illness with hospitalization, then back injury . . . in first appearance before hometowners at SF made 12 tackles, 3 sacks . . . recovered in time to win starter's job for opening day . . . named to all-Rookie team UPI, Football Digest.


COLLEGIATE: UPI, Football News all-America pick as defensive end after junior season at Stanford despite shoulder injury . . . suffered frustrating senior season with flu, concussion, then pneumonia . . . 71 tackles, four sacks as senior . . . all-Coast as soph . . . transferred to Stanford from Marin JC . . . selected for Blue-Gray, East-West games but missed due to pneumonia, played in Hula Bowl.

PERSONAL: Given name Roger Howard Stillwell . . . married (Kyle) . . . homeowner in suburban Buffalo Grove . . . spent off-season rebuilding surgical left knee . . . father is retired Air Force flyer . . . all-Virginia pick in football, basketball at Falls Church JEB Stuart High . . . active in Fellowship of Christian Athletes . . . has BS in political-social science.

Stillwell's Pro Stats

	Tkls/Solo	Fum. Rec.	Pass Def.	Force Fum.	Bik. Kick	Tkls. Loss	Sacks -Yds.	Gms.
1977 Bears	13/9	1	0	0	0	2.5/2.5	0/0	5
1976 Bears	27/17	2	1	0	1	1/3	5.5/51	13
1975 Bears	67/42	0	1	0	0	4/6	6/58	13
Career	107/68	3	2	0	1	7.5/11.5	11.5/109	31

BOB THOMAS K 5-10 174 Notre Dame 3rd Season
 Joined Bears: 1975, W-Rams Born: 8/7/52, Rochester, N.Y.



PROFESSIONAL: Has second best career field goal accuracy percentage in Bear history (52%) behind Mac Percival's 54.5% . . . booted one of the most important FGs (28 yards) in Bear history with 9 seconds left in OT at NY to put the Bears in playoffs . . . had three different holders last season . . . accuracy on kickoff placement key to Bears defense against KO returns . . . awarded to Bears from Los Angeles 2/26/75 after failing to make '74 Rams on last cut . . . 15th round LA draft choice in '74 . . . kicked NFL's longest field goal of 1975 season in LA Coliseum—55 yards . . . rightfooted, soccer-style kicker . . . has won seven games with kicks—four in '77 . . . 31-yard game winner vs Raiders in '76 hit upright with :20 left . . . increased leg strength from 165 to 400 pounds since joining Bears . . . alternate NFLPA representative.

COLLEGIATE: Academic all-America at Notre Dame . . . set Irish records for consecutive PATs (62), field goals (9 of 18), and kicking points (70) in

1973 . . . scored ND's last three points against Alabama in '73 Sugar Bowl giving Irish national championship 24-23 . . . scored 161 career points on 98 of 101 PATs, 21-35 FGs.

PERSONAL: Given name Robert Randall Thomas . . . condo owner in Northbrook . . . learning commodities exchange . . . attends Loyola law school . . . member championship football, soccer teams (center forward) at Rochester McQuaid Jesuit High . . . captained soccer team . . . all-league both sports . . . had 47-yard FG in high school . . . has BA in government.

Thomas' Pro Stats

	Pts.	FGs	1-19	20-29	30-39	40-49	50+	PATs	Gms.
1977 Bears	69	14-27	0-0	6-9	6-10	2-6	0-2	**27-30	14
1976 Bears	63	12-25	0-0	3-3	4-6	5-11	0-5	*27-30	14
1975 Bears	57	+13-23	0-0	3-7	5-6	4-7	1-3	+18-22	14
Career	189	39-75	0-0	12-19	15-22	11-24	1-10	72-82	42

** Includes three blocked PATs


* Includes one blocked PAT.

† Includes two blocked PATs, and FG attempts of 43, 20, 27 & 27 blocked.

Longest Field Goal: at Los Angeles 11/23/75, 55.

Consecutive FG String: 5 twice.

LEN WALTERSCHEID S-KR 5-11 185 S. Utah St. 2nd Season
 Joined Bears: 1977, FA Born: 9/13/54, Gainesville, Tex.



PROFESSIONAL: Valuable special teamer last season as rookie . . . had 40-yard KOR against Cowboys in playoffs . . . signed with Bears as free agent twice last season . . . was waived 8/31/77 then resigned 9/13/77 . . . passed over in draft originally inked Bear contract 5/10/77 . . . suffered ankle injury in pre-season tilt at Cleveland.

COLLEGIATE: Two-time MVP at Southern Utah State as a cornerback-wide receiver . . . earned four football, two track letters there . . . was 1976 Rocky Mountain Conference MVP . . . set SUS record for punt return average (12.7) . . . caught 44 passes for 747 yards, 7 TDs . . . one collegiate interception . . . had 36.5 punting average.

PERSONAL: Given name Leonard Raymond Walterscheid . . . pron: walter-SHY-ed . . . married (Korine) . . . prepped at Grand County High in Moab, Utah . . . resides in Moab during off-season . . . member National Ski Patrol . . . has worked as fire fighter for U.S. Forest Service . . . participated in Ford PP&K competi-

tion . . . has BS in physical education.

Walterscheid's Pro Stats

	Gms.	Tkls/Solo	PRs	Yds.	Avg.	TD	KOR	Yds.	Avg.	TD
1977 Bears	14	23/16	6	59	9.8	0	3	59	19.7	0

CHICAGO 1978 DRAFT BIOGRAPHIES

GEORGE FREITAS

Joined Bears: 1978, D-8

TE 6-2 220

California

Born: 12/19/55, Visalia, Cal.

COLLEGIATE: Four-year Cal regular . . . third on all-time Cal receiving list with 111 grabs for 1395 yards 6 TDs . . . all-coast pick last season after becoming first Pac-8 tight end to make 50 catches (51-797-5) . . . made three circus catches in Hula Bowl appearance . . . compared on coast to Bobby Moore . . . coach Mike White "blocks, makes touch catch, runs" . . . leader.

PERSONAL: Given name George Allan Freitas . . . married (Gail) . . . prep all-America at Visalia Redwood High where he was also a standout in basketball, baseball . . . standout on Cal rugby team past four years . . . sociology major.

HERMAN JONES

Joined Bears: 1978, D-7

WR 6-2 205

Ohio State

Born: 1/15/56, Miami, Fla.

COLLEGIATE: Two-year Buckeye regular who played in 47 of 48 games in four-year collegiate career . . . had 366 minutes of playing time . . . :04.7 speed to go with ability to catch in crowd . . . averaged 22.5 yards for his 11 career receptions . . . had 3 for 64 as junior, 8 for 183 as senior.

PERSONAL: Given name Herman (NMI) Jones . . . brother Al was highly regarded pro boxer . . . all-Florida receiver at Miami South Dade High . . . also lettered in basketball, track . . . business major.

MEKELI IEREMIA

Joined Bears: 1978, D-6b

DE 6-2 244

Brigham Young

Born: 3/4/54, Niosafutu, Samoa

COLLEGIATE: Three-year starter and two-time all-WAC selection . . . had 40 sacks in last two years . . . very aggressive player with :04.8 speed . . . had five sacks as junior in Arizona State game . . . AP honorable mention to all-America team . . . won Crowd Pleaser Award.

PERSONAL: Given Name Mekeli Tolufale Ieremia (pron: me-kelly, ear-ah-me-ah) . . . married (Lisa) . . . parents (Luatutu & Lola) still reside in Samoa . . . didn't start playing American football until 1973—his senior year in high school . . . set records that year in discus, shot and javelin at Tarrytown (NY) Sleepy Hollow High . . . got BYU scholarship after just that one season of play . . . area MVP . . . at invitation of writer-explorer-photographer James Lipscomb (who adopted him as a foster son) left Samoa for U.S. in '72 aboard 70-foot schooner for 9-month sail to Singapore . . . remainder of journey by air . . . father didn't permit sports in Samoa . . . learned to speak English on sailboat . . . is an elder in Mormon Church . . . father is Methodist minister . . . sociology major.

MIKE MARTIN

Joined Bears: 1978, D-9

LB 6-1 212

Kentucky

Born 12/3/54, Chillicothe, O.

COLLEGIATE: Two-year regular . . . three-time letterman for Wildcats . . . led 10-1 Kentucky in tackles last season with 125 (69 solos) . . . had four sacks as senior . . . "Cats were SEC's top defense vs run . . . was most valuable defensive player in 1976 Peach Bowl with sack plus 11 tackles.


PERSONAL: Given name Michael Adrian Martin . . . married (Patricia) . . . 188-pound guard linebacker at Melbourne (Fla.) Eau Gallie High . . . MVP, captain, all-Florida pick . . . also threw shot . . . hotel and restaurant management major.

FREITAS

JONES

IEREMIA

MARTIN



**SHEARER****SIBLEY****SKIBINSKI****ZAMBIASI****BRAD SHEARER****Joined Bears: 1978, D-3****DT 6-3 255****Texas****Born: 8/10/55, Houston, Tex.**

COLLEGIATE: Outland Trophy winner in 1977 as college football's top lineman . . . consensus all-America . . . Texas captain as Longhorns put together 11-0 regular season . . . made 109 tackles last season . . . represented Texas and Southwest Conference in 1976 NCAA national press tour . . . led Texas in tackles behind the line, sacks (7), and forced fumbles (4) . . . selected for Hula Bowl but didn't play . . . all-SWC as sophomore . . . played left tackle for Longhorns . . . had cartilage removed from right knee after junior season . . . became starter halfway through freshman season.

PERSONAL: Given name Sterling Bradford Shearer . . . engaged to be married 5/20/78 to Nancy Thompson of Dallas . . . attended Austin (Tex.) Westlake High . . . finance major.

LEW SIBLEY**Joined Bears: 1978, D-12****LB 6-1 225****Louisiana St.****Born: 11/28/55, Kilgore, Tex.**

COLLEGIATE: Four-year letterman for Tigers . . . considered one of the finest DEs ever to play for LSU . . . had knee problems in last two seasons . . . was all-America candidate, 2nd team all-Southeastern Conference in '77 . . . all-SEC in '76 . . . made 18 tackles behind scrimmage in career . . . 116 solos in career . . . has :04.8 speed for conversion for linebacker.

PERSONAL: Given name Llewellyn Ray Sibley . . . prep all-America as DE, TE at Kilgore, (Tx.) High . . . earned three letters each in football, basketball (C), baseball (P-OF), track (discus) . . . all-district in basketball and baseball . . . hobbies include fishing, music, cooking . . . economics major.

JOHN SKIBINSKI**Joined Bears: 1978, D-6a****RB 6-1 221****Purdue****Born: 4/27/55, Chicago, Ill.**

COLLEGIATE: Three-year letterman, two-year starter for Boilermakers . . . redshirted 1974 season . . . won Jack Mollenkopf award by Purdue Club for dedication and loyalty . . . good blocker . . . power runner . . . good receiver . . . top rushing effort was for 133 yards versus Wisconsin as junior . . . had no minus rushing yards as junior . . . career rushing stats show 339-1605-4.7-8TD, receiving 46-341-7.4.

PERSONAL: Given name John Joseph Skibinski (pron: skah-been-ski) . . . son of former Cleveland, Green Bay guard Joe Skibinski . . . uncle Dick played for Redskins . . . all-Illinois pick after rushing for 1,200 yards as senior at LaSalle-Peru Township High . . . earned four letters each in football, track, wrestling . . . won sectional, district mat titles 183-pound class in '73 . . . physical education major.

BEN ZAMBIASI**Joined Bears: 1978, D-10****LB 6-0 212****Georgia****Born: 9/19/56, Valdosta, Ga.**

COLLEGIATE: Won Evans-Johnson Award as Bulldog defense MVP . . . led Dogs in tackles for past three seasons . . . set Georgia records last season for game, year with 22 against Kentucky, 173 (112 solo) for season . . . second team all-America . . . two-time all SEC pick . . . quick . . . cover subject of Street and Smith last summer.

PERSONAL: Given name Benjamin Ray Zambiasi (pron: zam-BE-see) . . . prep all-America as fullback-linebacker at Macon Mount de Sales High . . . MVP there in both football, baseball (C-OF-IB) . . . basketball starter . . . hopes to try law school . . . criminal justice major.



CHICAGO'S SOLDIER FIELD

Criticized for what it isn't, Soldier Field enters its eighth season as home of the Bears and 55th year of use by Chicagoans on land covered by Lake Michigan waters 60 years ago.

Opened for use in 1924 and dedicated with a track meet in September of that year, "Municipal Grant Park Stadium", as it was first called, sat a capacity of 45,000 people that first year of operation. The first football game played on its field was Nov. 22, 1924, as a capacity crowd watched Notre Dame edge Northwestern 13-6.

One of the country's oldest stadiums still in use (and the oldest used by any of the 28 NFL teams), Soldier Field has had an important spot in America's sport history. It hosted the first boxing event to draw a gate of over \$2.5 million (1927 Dempsey-Tunney), the first ski meet held in a stadium (with a 13-story man-made jump), and the all-time largest football crowd (123,000). The greatest crowd in the history of Soldier Field was 260,000 on Sept. 8, 1954, for the religious Marion Year Tribute.

The arena has been home to track and field meets, polo, rodeos, concerts, soccer, and auto racing.

Two weeks before that first football game 55 years ago, Chicagoans voted a bond issue to expand the Stadium to over 100,000 capacity.

While that construction was underway in 1925, Northwestern chalked up one of its all-time great victories tripping previously unbeaten Michigan 3-2. The three points were the only ones scored against Fielding Yost's Wolverines that season.

The new 100,000-seat "Soldier Field" was dedicated Nov. 27, 1926, with Army battling Navy to a 21-all deadlock. The all-time collegiate attendance record of 123,000 plus was established Nov. 26, 1927, in Soldier Field as Notre Dame edged Southern Cal 7-6.

The only Big Ten playoff game ever contested was also played on the Chicago Lakefront when Purdue whitewashed Northwestern 7-0 in a benefit for the depression relief fund in 1931.

In the first professional game at the then mammoth stadium, the Bears snipped the Chicago Cardinals 10-0 in 1926.

The 41 College All-Star games were all played in Soldier Field with the Bears and Stars fighting to a 0-0 finish in the Aug. 31, 1934 inaugural before 79,342 fans.

Another landmark football clash played in Soldier Field was the interleague City prep championship game of 1937 (Austin 26, Leo 0) played before a high school record 120,000 fans. That series, which started in 1934, is still played.

When the Bears began using the facility as a regular season home Sept. 19, 1971, several changes were made in the Stadium's seating area and concept. The actual playing field was moved into the far south end of the stadium's floor and temporary bleachers were constructed in the north endzone. The remodeling, which included backing the bench type seats, cut Soldier Field's capacity in half (57,359) but brought ticket holders closer to the action.

Since making Soldier Field home, the Bears own a 22-26-1 regular season record there in seven years. They have won their last three starts there and were 5-2 at home last season after a 4-3 '76 campaign.

Before support shoring was installed, exhibit halls were located under the 50 tiers of seats.

Plans for the stadium were begun in 1919 as a memorial to the soldiers of WWI. Soldier Field stands on 10,000 pile foundations driven to an average depth of 62½ feet through fill that replaced the lake waters.

Soldier Field is operated by the Chicago Park District.

1977 AT A GLANCE

GAME ONE

BEARS 30 LIONS 20

At Chicago, Sept. 18; Attendance 57,359

CHICAGO7	20	0	3	-30
DETROIT7	3	3	7	-20

LIONS — Dexter Bussey, 1 run (Steve Mike-Mayer kick)

BEARS — Johnny Musso, 2 run (Bob Thomas kick)

BEARS — Steve Schubert, 70 punt return (Thomas kick)

BEARS — Walter Payton, 3 run (Paul Naumoff blocks kick)

BEARS — Payton, 2 run (Thomas kick)

LIONS — Mike-Mayer, 35 FG

LIONS — Mike-Mayer, 38 FG

LIONS — Bussey, 5 run (Mike-Mayer kick)

BEARS — Thomas, 35 FG

Alert special teams ignited a 27-point first half Chicago explosion that paid off in a season opening 30-20 victory over division rival Detroit on a partly cloudy day with temperatures in the 70s.

Steve Schubert was the hero with a fumble recovery on the Bear punt team to go with his 70-yard return for a TD. Art Best blocked a Lion punt.

Walter Payton launched his assault on the NFL rushing title with a 73-yard run the second time he touched the ball. That scamper, his longest as a pro, to the Lion 4 set up the Bears first TD.

The Bear defense, registering a season high six sacks, had to adjust to a Detroit offense of two tight ends, two wide receivers and one running back.

TEAM STATISTICS

	LIONS	BEARS
First Downs 20	16
Net Yards Gained 363	300
Net Yards Rushing 30-168	48-260
Net Yards Passing 195	40
Return Yardage 114	162
Passes 25-17	9-4
Passes Intercepted By 0	0
Punts — Average 6-39.2	5-40.6
Fumbles — Lost 3-1	2-0
Penalties — Yards 6-50	2-15

RUSHING

BEARS — Roland Harper, 18 for 91; Walter Payton, 23 for 160; Bob Avellini, 3 for 2; Johnny Musso, 4 for 7.

LIONS — Dexter Bussey, 8 for 45; Horace King, 18 for 90; Greg Landry, 4 for 33.

PASSING

BEARS — Avellini, 4 of 9 for 45, 0 TDs, 0 int.

LIONS — Landry, 17 of 25 for 239, 0 TDs, 0 int.

RECEIVING

BEARS — James Scott, 2 for 34; Payton, 1 for 2; Steve Schubert, 1 for 9.

LIONS — David Hill, 5 for 62; King, 2 for 19; J. D. Hill, 2 for 27; Bussey, 2 for 47; Ray Jarvis, 3 for 43; Luther Blue, 1 for 9; Charlie Sanders, 2 for 32.

INTERCEPTIONS

None.

SACKS

BEARS — Ron Rydald 2; Billy Newsome 1½; Jim Osborne 1; Doug Buffone 1; Waymond Bryant ½.

LIONS — Doug English 1.

GAME TWO

BEARS 13 CARDINALS 16

At St. Louis, Sept. 25; Attendance 51,392

CHICAGO3	0	3	7	-13
ST. LOUIS3	10	3	0	-16

CARDINALS — Jim Bakken, 49 FG

BEARS — Bob Thomas, 23 FG

CARDINALS — Bakken, 36 FG

CARDINALS — J. V. Cain, 17 pass from Jim Hart (Bakken kick)

CARDINALS — Bakken, 41 FG

BEARS — Thomas, 29 FG

BEARS — Greg Latta, 10 pass from Bob Avellini (Thomas kick)

Time ran out on the Bears with the ball on the Cardinal 29 as Bob Avellini's last second, third down pass toward James Scott went incomplete.

Three of Jim Bakken's seven 1977 field goals were the difference. Card QB Jim Hart set a St. Louis record with 12 consecutive completions on the day.

The Bears ran seven plays after getting the ball on their own 46 with 65 seconds to play but could not kill the clock to permit their field goal team to attempt a potential 46-yard game tying effort.

JV Cain's leaping, one-handed TD catch 45 seconds before halftime was just as devastating to the Bears.

TEAM STATISTICS

	CARDINALS	BEARS
First Downs 17	18
Net Yards Gained 343	285

Net Yards Rushing	40-133	25-101
Net Yards Passing	215	184
Return Yards	120	105
Passes	24-16	39-19
Passes Intercepted By	2	2
Punts — Average	3-36.7	5-46.8
Fumbles — Lost	3-2	0-0
Penalties — Yards	5-55	7-47

RUSHING

BEARS — Roland Harper, 14 for 65; Walter Payton, 11 for 36.

CARDINALS — Jim Otis, 30 for 64; Jerry Latin, 11 for 29; Terry Metcalf, 6 for 31; Hart, 3 for 9.

PASSING

BEARS — Avellini, 18 of 37 for 177, 1 TD, 2 int.; Harper, 0 of 1 for 0, 0 TDs, 0 int.; Parsons, 1 of 1 for 7, 0 TDs, 0 int.

CARDINALS — Hart, 16 of 24 for 215, 1 TD, 2 int.

RECEIVING

BEARS — Payton, 4 for 20; Bo Rather, 2 for 23; James Scott, 5 for 64; Latta, 5 for 57; Harper, 3 for 20.

CARDINALS — Cain, 5 for 55; Mel Gray, 5 for 95; Metcalf, 3 for 23; Ike Harris, 3 for 42.

INTERCEPTIONS

BEARS — Allan Ellis 2 for 4.

CARDINALS — Ken Reaves 1 for 7; Roger Wehrli 1 for -15.

SACKS

None.

GAME THREE

BEARS 24 SAINTS 42

At Chicago, Oct. 2; Attendance 57,359

CHICAGO	7	3	0	14	-24
NEW ORLEANS	7	14	7	14	-42

BEARS — Walter Payton, 33 pass from Bob Avellini (Bob Thomas kick)

SAINTS — Archie Manning, 8 run (Rich Szaro kick)

SAINTS — Manning, 2 run (Szaro kick)

SAINTS — Chuck Muncie, 35 pass from Manning (Szaro kick)

BEARS — Thomas, 21 FG

SAINTS — Manning, 11 run (Szaro kick)

SAINTS — Bob Pollard, 52 fumble return (Szaro kick)

BEARS — Payton, 21 run (Thomas kick)

SAINTS — Jim Merlo, 57 interception return (Szaro kick)

BEARS — Payton, 1 run (Thomas kick)

Penalized 11 times for 111 yards, dropping seven passes and missing open field tackles, the Bears

lost their third consecutive Homecoming game.

Two of the seven penalties whistled against the Bear offense nullified touchdowns.

Starting his third pro game, safety Gary Fencik led the Bears with 15 tackles. Rookie Ted Albrecht got his first start at left tackle.

TEAM STATISTICS

	SAINTS	BEARS
First Downs	18	19
Net Yards Gained	314	415
Net Yards Rushing	46-146	31-197
Net Yards Passing	168	218
Return Yards	104	143
Passes	17-8	38-18
Passes Intercepted By	2	0
Punts — Average	5-37.6	6-35.0
Fumbles — Lost	0-0	1-1
Penalties — Yards	6-60	11-111

RUSHING

BEARS — Roland Harper, 11 for 57; Walter Payton, 19 for 140; Bob Avellini, 1 for 0.

SAINTS — Chuck Muncie, 19 for 44; Tony Galbreath, 21 for 61; Archie Manning, 6 for 41.

PASSING

BEARS — Avellini, 18 of 38 for 238, 1 TD, 2 int.

SAINTS — Manning, 8 of 17 for 168, 1 TD, 0 int.

RECEIVING

BEARS — Payton, 4 for 53; Bo Rather, 6 for 113; Steve Schubert, 1 for 18; Harper, 4 for 17; James Scott, 2 for 22; Greg Latta, 1 for 15.

SAINTS — Galbreath, 1 for 12; Don Herrman, 1 for 16; Rick Mauti, 2 for 42; Jim Thaxton, 3 for 63; Muncie, 1 for 35.

INTERCEPTIONS

BEARS — None.

SAINTS — Chuck Crist 1 for 0; Jim Merlo 1 for 57.

SACKS

BEARS — None.

SAINTS — Elex Price 1.

GAME FOUR

BEARS 24 RAMS 23

At Chicago, Oct. 10; Attendance 57,359

CHICAGO	7	7	0	10	-24
RAMS	13	3	0	7	-23

RAMS — Rafael Septien, 22 FG

RAMS — Septien, 29 FG

RAMS — Lawrence McCutcheon, 2 run (Septien kick)

BEARS — James Scott, 70 pass from Bob Avellini (Bob Thomas kick)

BEARS — Scott, 72 pass from Avellini (Thomas kick)

RAMS — Septien, 24 FG

BEARS — Thomas, 33 FG

BEARS — Greg Latta, 29 pass from Avellini (Thomas kick)

RAMS — Dwight Scales, 26 pass from Pat Hayden (Septien kick)

Despite 17 MPH winds and a steady rain, the Bears rallied from a 13-0 deficit to defeat the Rams and rejoin the Central Division title race on Monday night TV.

Calling his own plays for the first time as a pro, Bob Avellini tied a career high with his three TD passes.

Starting his last game, Joe Namath had four passes picked off by the Bears. Playing for the first time since the final preseason game when he suffered a knee injury, FS Doug Plank had two of the thefts.

The Bears knocked Namath from the contest with 1:45 remaining. Pat Haden brought LA to within a point with 27 seconds left but Chicago recovered the onside kick.

TEAM STATISTICS

	RAMS	BEARS
First Downs	22	14
Net Yards Gained	416	431
Net Yards Rushing	40-177	46-200
Net Yards Passing	239	231
Return Yards	105	146
Passes	46-19	18-12
Passes Intercepted By	1	4
Punts — Average	4-35.5	5-38.8
Fumbles — Lost	1-0	3-3
Penalties — Yards	8-70	15-144

RUSHING

BEARS — Roland Harper, 16 for 42; Walter Payton, 24 for 126; Bob Avellini, 6 for 32.

RAMS — Lawrence McCutcheon, 22 for 92; John Cappelletti, 13 for 38; Billy Waddy, 1 for 30; Rod Phillips, 2 for 3; Pat Hayden, 1 for 8; Harold Jackson, 1 for 6.

PASSING

BEARS — Avellini, 11 of 17 for 219, 3 TDs, 1 int.; Bob Parsons, 1 of 1 for 12, 0 TD, 0 int.

RAMS — Joe Namath, 16 of 40 for 203, 0 TD, 4 int.; Haden, 3 of 6 for 55, 1 TD, 0 int.

RECEIVING

BEARS — Greg Latta, 4 for 66; James Scott, 2 for 142; Harper, 4 for 16; Payton, 1 for 1; Bo Rather, 1 for 6.

RAMS — Waddy, 5 for 97; Jackson, 6 for 75;

Cappelletti, 6 for 45, Dwight Scales, 2 for 41.

INTERCEPTIONS

BEARS — Doug Plank 2 for 20; Doug Buffone 1 for 12; Gary Fencik 1 for 0.

RAMS — Isiah Robertson 1 for 20.

SACKS

BEARS — Jerry Meyers 1, Billy Newsome ½, Ron Rydatch ½.

RAMS — None.

GAME FIVE

BEARS 16 VIKINGS 22

At Minnesota, Oct. 16; Attendance 48,446

CHICAGO 0 6 10 0 0 —16
MINNESOTA 10 3 0 3 6 —22

VIKINGS — Chuck Foreman, 5 run (Fred Cox kick)

VIKINGS — Cox, 30 FG

VIKINGS — Cox, 38 FG

BEARS — Bo Rather, 9 pass from Bob Avellini (Matt Blair blocked kick)

BEARS — Bob Thomas, 38 FG

BEARS — Greg Latta, 2 pass from Avellini (Thomas kick)

VIKINGS — Cox, 21 FG

VIKINGS — Stu Voigt, 11 pass from Paul Krause

For the second time in a week, the Bears dug themselves a 13-0 hole from which to climb. At Minnesota, they were defeated in the Club's first overtime game.

Paul Krause connected with Stu Voigt off fake FG formation for the game winner 6:45 into the extra period on the first Minnesota possession.

Chicago gift wrapped the first two Viking scores with turnovers on their 30 and 20 yard lines.

Fred Cox tied the game with 2:36 remaining on his 21-yard field goal capping a nine-play, 52-yard drive.

Bob Thomas' potential 41-yard game winner with 1:55 left was blocked by Alan Page and Matt Blair.

TEAM STATISTICS

	VIKINGS	BEARS
First Downs	22	17
Net Yards Gained	396	303
Net Yards Rushing	41-195	44-170
Net Yards Passing	201	133
Return Yards	72	82
Passes	31-17	22-14
Passes Intercepted By	0	1
Punts — Average	5-46.0	7-34.3
Fumbles — Lost	1-1	2-2
Penalties — Yards	6-60	5-41

RUSHING

BEARS — Walter Payton, 24 for 122; Roland Harper, 14 for 22; Bob Avellini, 6 for 26.

VIKINGS — Chuck Foreman, 26 for 150; Brent McClanahan 6 for 18; Robert Miller, 5 for 20; Sammy Johnson, 4 for 7.

PASSING

BEARS — Avellini, 14 of 22 for 155, 2 TDs, 0 int.

VIKINGS — Fran Tarkenton, 16 of 30 for 201, 1 TD, 0 int.; Paul Krause, 1 of 1 for 11, 1 TD, 0 int.

RECEIVING

BEARS — Greg Latta, 4 for 34; Harper, 1 for 6; James Scott, 5 for 77; Bo Rather, 3 for 33; Payton, 1 for 5.

VIKINGS — Foreman, 5 for 33; S. White, 4 for 76; McClanahan, 1 for 7; Miller, 3 for 26; Stu Voigt, 2 for 26; Bob Grim, 1 for 23; Ahmad Rashad, 1 for 21.

INTERCEPTIONS

BEARS — Allan Ellis 1 for 4.

VIKINGS — None.

SACKS

BEARS — Billy Newsome 1; Ron Rydatch 1.

VIKINGS — Fred McNeil 1; Carl Eller 2, Alan Page 1.

GAME SIX

BEARS 10 FALCONS 16

At Chicago, Oct. 23; Attendance 57,359

CHICAGO3	0	0	7	-10
ATLANTA0	6	3	7	-16

BEARS — Bob Thomas, 40 FG

FALCONS — Nick Mike-Mayer, 32 FG

FALCONS — Mike-Mayer, 44 FG

FALCONS — Mike-Mayer, 21 FG

FALCONS — Haskel Stanback, 2 run (Mike-Mayer kick)

BEARS — Brian Baschnagel, 84 kick-off return (Thomas kick)

Turnovers by Chicago set up all four Falcon scores (at the Bear 30, 25, 28 & 11) in a loss dropping the Bears to a 2-4 record on the season.

The game's two touchdowns were both tallied in the last minute of play.

Brian Baschnagel's 84-yard kickoff return came with five seconds remaining.

Five of John James' punts pinned the Bears inside their own 20.

TEAM STATISTICS

	FALCONS	BEARS
First Downs 11	17
Net Yards Gained 217	249
Net Yards Rushing 44-127	33-118

Net Yards Passing 90	131
Return Yards 124	192
Passes 22-8	28-11
Passes Intercepted By 3	0
Punts — Average 9-38.8	8-36.1
Fumbles — Lost 2-0	2-2
Penalties — Yards 5-44	9-72

RUSHING

BEARS — Roland Harper, 7 for 32; Walter Payton, 24 for 69; Bob Avellini 2 for 17.

FALCONS — Haskel Stanback, 27 for 88; Monroe Eley, 9 for 26; Scott Hunter, 6 for 12; Mike Esposito, 2 for 1.

PASSING

BEARS — Avellini, 11 of 28 for 165, 0 TDs, 3 int.

FALCONS — Hunter, 8 of 22 for 90, 0 TDs, 0 int.

RECEIVING

BEARS — James Scott, 4 for 86; Payton, 1 for 3; Harper, 2 for 40; Bo Rather, 2 for 28; Johnny Musso, 1 for 0; Greg Latta, 1 for 8.

FALCONS — Wallace Francis, 1 for 12; Alfred Jenkins, 1 for 17; Haskel Stanback, 1 for 4; Jim Mitchell, 3 for 38; Monroe Eley, 2 for 19.

INTERCEPTIONS

BEARS — None.

FALCONS — Ray Easterling 2 for 10; Rolland Lawrence 1 for 29.

SACKS

BEARS — None.

FALCONS — Lawrence 1, Greg Brezina 1, Wilson Faumuina 1, Jeff Merrow 1.

GAME SEVEN

BEARS 26 PACKERS 0

At Green Bay, Oct. 30; Attendance 56,267

CHICAGO13	3	0	10	-26
GREEN BAY0	0	0	0	-0

BEARS — Johnny Musso, 3 run (run failed)

BEARS — Walter Payton, 6 run (Bob Thomas kick)

BEARS — Thomas, 47 FG

BEARS — Payton, 1 run (Thomas kick)

BEARS — Thomas, 20 FG

While registering their first shutout since 1972 (72 games), the Bears launched a 375-yard rushing attack at Green Bay despite losing RB Roland Harper with a knee injury on the first play.

Running for 8.9 yards a try, Walter Payton posted his first 200-yard game to tie Gale Sayers' Club record of 205 in one game and pass Bronko Nagurski and Ronnie Bull for fourth place on the all-time Bear rushing list in the process.

Payton had massed 117 yards by the end of the

first quarter and 162 by halftime. He left the game with 11 minutes to play after an eight-yard gain.

TEAM STATISTICS

	PACKERS	BEARS
First Downs	17	21
Net Yards Gained	197	419
Net Yards Rushing	31-101	54-375
Net Yards Passing	96	44
Return Yardage	117	81
Passes	30-12	10-4
Passes Intercepted By	1	1
Punts — Average	8-38.9	4-37.0
Fumbles — Lost	2-0	0-0
Penalties — Yards	4-42	10-75

RUSHING

BEARS — Roland Harper, 1 for 13; Walter Payton, 23 for 205; Johnny Musso, 16 for 69; Bob Avellini, 4 for 16; Robin Earl, 7 for 60; Art Best, 3 for 12.

PACKERS — Eric Torkelson, 5 for 15; Barty Smith, 15 for 54; Nate Simpson, 6 for -4; Terdell Middleton, 1 for 6; Jim Culbreath, 3 for 17; David Whitehurst, 1 for 13.

PASSING

BEARS — Avellini, 4 of 9 for 54, 0 TDs, 1 int.; Phipps, 0 of 1 for 0, 0 TDs, 0 int.

PACKERS — Lynn Dickey, 10 of 25 for 96, 0 TDs, 1 int.; Whitehurst, 2 of 5 for 46, 0 TDs, 0 int.

RECEIVING

BEARS — Greg Latta, 3 for 49; Payton, 1 for 5.

PACKERS — Ollie Smith, 3 for 57; Torkelson, 1 for 11; Rich McGeorge, 1 for 5; Nate Simpson, 1 for 3; Randy Vataha, 2 for 32; Barty Smith, 2 for 9; Steve Odom, 1 for 11; Aundra Thompson, 1 for 14.

INTERCEPTIONS

BEARS — Gary Fencik 1 for 23.

PACKERS — MC McCoy 1 for 0.

SACKS

BEARS — Doug Plank 1, Ron Rydatch 1, Billy Newsome 1, Jeff Sevy 1.

PACKERS — Dave Roller 1.

GAME EIGHT

BEARS 0 OILERS 47

At Houston, Nov. 6; Attendance 51,177

CHICAGO 0 0 0 0 — 0

HOUSTON 3 14 14 16 —47

OILERS — Toni Fritsch, 29 FG

OILERS — Ken Burrough, 95 pass from Dan Pastorini (Fritsch kick)

OILERS — Billy Johnson, 61 run (Fritsch kick)

OILERS — Don Hardeman, 1 run (Fritsch kick)

OILERS — Burrough, 43 pass from Pastorini (Fritsch kick)

OILERS — Gregg Bingham, 34 fumble return (Fritsch kick)

OILERS — Mike Phipps, tackled in end zone by James Young

OILERS — Billy Johnson, 75 punt return (Fritsch kick)

Scoring six different ways, Houston was unbeatable in the Astrodome and the Bears were embarrassed to suffer their worst defeat since 1964.

The loss dropped Chicago to 3-5 on the season and in the eyes of many ended its season.

Operating without LB Doug Buffone, sidelined with viral pneumonia, the Bears surrendered the Oilers 8.3 yards every offensive play.

Said head coach Jack Pardee, "It was the worst thing I've ever been associated with in any form."

TEAM STATISTICS

	OILERS	BEARS
First Downs	19	10
Net Yards Gained	489	125
Net Yards Rushing	39-255	39-141
Net Yards Passing	234	-16
Return Yardage	100	196
Passes	19-11	17-9
Passes Intercepted By	0	0
Punts — Average	4-45.2	11-43.3
Fumbles — Lost	2-2	3-1
Penalties — Yards	10-90	8-79

RUSHING

BEARS — Walter Payton, 18 for 79; Bob Avellini, 2 for 2; Johnny Musso, 6 for 23; Robin Earl, 10 for 29; Art Best, 3 for 8.

OILERS — Ronnie Coleman, 18 for 69; Ken Burrough, 1 for 11; Rob Carpenter, 11 for 75; Don Hardeman, 7 for 39; Billy Johnson, 2 for 61.

PASSING

BEARS — Avellini, 5 of 12 for 21, 0 TDs, 0 int.; Parsons, 1 of 1 for 10, 0 TDs, 0 int.; Phipps, 3 of 4 for 5, 0 TDs, 0 int.

OILERS — Pastorini, 11 of 18 for 246, 2 TDs, 0 int.; Ron Coleman, 0 of 1 for 0, 0 TDs, 0 int.

RECEIVING

BEARS — Brian Baschnagel, 1 for 2; Steve Schubert, 1 for 10; Walter Payton, 2 for 15; James Scott, 1 for 12; Musso, 1 for -8; Earl, 3 for 5.

OILERS — Burrough, 6 for 180; Carpenter, 1 for 7; Billy Johnson, 2 for 18; Eddie Foster, 1 for 29; Jimmy Giles, 1 for 12.

INTERCEPTIONS

None.

SACKS

BEARS — Ron Rydaich 1.
OILERS — James Young 3, Zeke Moore 1, Steve Kiner 1, Ken Kernard 1.

GAME NINE

BEARS 28 CHIEFS 27

At Chicago, Nov. 13; Attendance 57,359

CHICAGO 0 0 7 21 —28

KANSAS CITY ... 14 3 0 10 —27

CHIEFS — Mike Livingston, 1 run (Jan Stenerud kick)

CHIEFS — Ed Podolak, 1 run (Stenerud kick)

CHIEFS — Stenerud, 37 FG

BEARS — Walter Payton, 1 run (Bob Thomas kick)

BEARS — Payton, 1 run (Thomas kick)

CHIEFS — Stenerud, 21 FG

BEARS — Payton, 15 run (Thomas kick)

CHIEFS — Podolak, 14 run (Stenerud kick)

BEARS — Greg Latta, 37 pass from Bob Avellini (Thomas kick)

The "Miracle Bears" began their comeback to playoffs going 57 yards in two plays with just 24 seconds remaining.

TE Greg Latta hauled in Bob Avellini's 37-yard pass for the tying TD with three seconds left. Bob Thomas' fourth PAT of the day was good.

After the Bears had seemingly won the game 21-20 on Walter Payton's 15-yard run with 2:02 to play, KC tallied on Ed Podolak's 14-yard run with 29 seconds left.

Podolak's TD reduced the Soldier Field crowd to approximately 25,000 Chicagoans. The 30,000 that left didn't see the finish.

Brian Baschnagel returned the KC kickoff 22 yards to the Bear 43. Avellini found RB Robin Earl for a 20-yard gain. Earl ran out of bounds at the Chief 37 with 10 seconds left. Avellini hit Latta on the run for the winner.

TEAM STATISTICS

	CHIEFS	BEARS
First Downs	24	24
Net Yards Gained	358	431
Net Yards Rushing	45-174	49-247
Net Yards Passing	184	184
Return Yardage	96	230
Passes	27-16	23-11
Passes Intercepted By	2	2
Punts — Average	5-34.4	3-43.7

Fumbles — Lost 1-1 3-1
Penalties — Yards 3-28 9-81

RUSHING

BEARS — Robin Earl, 14 for 53; Walter Payton, 33 for 192; Bob Avellini, 1 for 2; Brian Baschnagel, 1 for 0.

CHIEFS — Ed Podolak, 29 for 102; John Brockington, 8 for 49; Mark Bailey, 6 for 29; Mike Livingston, 2 for -6.

PASSING

BEARS — Avellini, 11 of 23 for 193, 1 TD, 2 int.
CHIEFS — Livingston, 16 of 27 for 185, 0 TDs, 2 ints.

RECEIVING

BEARS — Baschnagel, 3 for 48; James Scott, 4 for 46; Latta, 2 for 50; Payton, 1 for 29; Earl, 1 for 20.

CHIEFS — Brockington, 2 for 22; Walter White, 7 for 92; Bailey, 2 for 13; Podolak, 4 for 48; Larry Brunson, 1 for 10.

INTERCEPTIONS

BEARS — Allan Ellis 1 for 11; Gary Fencik-1 for 0.
CHIEFS — Gary Barbaro 2 for 20.

SACKS

BEARS — Jerry Muckensturm 1.

CHIEFS — Whitney Paul 1.

GAME TEN

BEARS 10 VIKINGS 7

At Chicago, Nov. 20; Attendance 57,359

CHICAGO 0 10 0 0 —10

MINNESOTA 0 0 7 0 —7

BEARS — Walter Payton, 1 run (Bob Thomas kick)

BEARS — Thomas, 37 FG

VIKINGS — Matt Blair, 10 blocked punt return (Fred Cox kick)

Cutting Minnesota's once-imposing division lead to a game, the Bears rode Walter Payton's dancing feet and a rebuilt defense into the thick of the NFL playoff picture.

Payton established a new League standard by dashing for 275 yards on a Club record 40 carries—many of them behind the blocks of Robin Earl.

Nine of Payton's rushes went for 10 or more yards.

Tom Hicks, making his first start at MLB, was a key figure in holding Minnesota to 188 net yards and 11 first downs.

Hicks' interception on the goal line as the third quarter closed came off Bob Lee in a third and goal situation from the Bear 3.

TEAM STATISTICS

	VIKINGS	BEARS
First Downs	11	18
Net Yards Gained	188	366
Net Yards Rushing	27-86	63-343
Net Yards Passing	102	23
Return Yardage	15	102
Passes	25-12	7-4
Passes Intercepted By	1	3
Punts — Average	7-45.4	5-31.2
Fumbles — Lost	1-1	2-1
Penalties — Yards	5-25	3-20

RUSHING

BEARS — Robin Earl, 15 for 60; Walter Payton, 40 for 275; Bob Avellini, 4 for -5; Johnny Musso, 4 for 13.

VIKINGS — Brent McClanahan, 10 for 24; Chuck Foreman, 14 for 54; Bob Lee, 2 for 0; Sammy Johnson, 1 for 8.

PASSING

BEARS — Avellini, 4 of 6 for 33, 0 TDs, 1 int; Brian Baschnagel, 0 of 1 for 0, 0 TDs, 0 int.

VIKINGS — Lee, 12 of 24 for 116, 0 TDs, 2 int.; Tommy Kramer, 0 of 1 for 0, 0 TDs, 1 int.

RECEIVING

BEARS — Payton, 1 for 6; James Scott, 2 for 22; Earl, 1 for 5.

VIKINGS — Foreman, 1 for 5; McClanahan, 2 for 18; Sammy White, 3 for 31; Bob Tucker, 1 for 29; Stu Voigt 1 for 9; Johnson, 1 for 1; Ahmad Rashad, 3 for 23.

INTERCEPTIONS

BEARS — Tom Hicks 1 for 9; Allan Ellis 1 for 4; Virgil Livers 1 for 0.

VIKINGS — Nate Wright 1 for 0.

SACKS

BEARS — Ron Rydaldch 2.

VIKINGS — Carl Eller 1.

GAME ELEVEN

BEARS 31 LIONS 14

At Detroit, Nov. 24; Attendance 75,185

CHICAGO	0	0	17	14	-31
DETROIT	0	7	0	7	-14

LIONS — David Hill, 16 pass from Greg Landry (Steve Mike-Mayer kick)

BEARS — Bo Rather, 42 pass from Bob Avellini (Bob Thomas kick)

BEARS — Walter Payton, 75 pass from Avellini (Thomas kick)

BEARS — Thomas, 39 FG

BEARS — Avellini, 1 run (Thomas kick)

LIONS — Ed O'Neil fumble recovery, 52 return (Mike-Mayer kick)

BEARS — Payton, 8 run (Thomas kick)

The Bears rallied from a 7-0 halftime deficit to score 24 consecutive points to stay a game behind the Vikings.

Two Bob Avellini passes less than four minutes apart midway through the third quarter destroyed Detroit's momentum.

He connected with Bo Rather on a 42-yard bomb for the first. Walter Payton turned a 27-yard pass into a 75-yard TD the next time the Bears got the ball.

Payton's eighth 100-yard day of the season broke another Club record.

TEAM STATISTICS

	LIONS	BEARS
First Downs	15	18
Net Yards Gained	218	425
Net Yards Rushing	31-68	37-172
Net Yards Passing	150	253
Return Yardage	297	65
Passes	39-20	21-14
Passes Intercepted By	2	1
Punts — Average	8-38.3	4-51.5
Fumbles — Lost	2-2	4-3
Penalties — Lost	7-46	2-14

RUSHING

BEARS — Walter Payton, 20 for 137; Roland Harper, 8 for 16; Johnny Musso, 4 for 10; Robin Earl, 4 for 8; Bob Avellini, 1 for 1.

LIONS — Rick Kane, 11 for 25; Horace King, 12 for 18; Marv Hubbard, 3 for 9; Gary Danielson, 1 for 8; Greg Landry, 1 for 8; Leonard Thompson, 2 for 6; Luther Blue, 1 for -6.

PASSING

BEARS — Avellini, 14 of 21 for 260, 2 TDs, 2 int.; Mike Phipps, 0 of 0 for 0, 0 TDs, 0 int.

LIONS — Landry, 16 of 26 for 145, 1 TD, 1 int.; Danielson, 4 of 13 for 39, 0 TD, 0 int.

RECEIVING

BEARS — Payton, 4 for 107; James Scott, 4 for 48; Bo Rather, 2 for 56; Greg Latta, 2 for 20; Musso, 1 for 21; Harper, 1 for 8.

LIONS — David Hill, 6 for 64; J. D. Hill, 5 for 45; Hubbard, 3 for 17; Ray Jarvis, 2 for 22; King, 2 for 13; Blue, 1 for 12; Kane, 1 for 11.

INTERCEPTIONS

BEARS — Doug Plank 1 for 0.

LIONS — Dick Jauron 1 for 28; Lem Barney 1 for 5.

SACKS

BEARS — Jeff Sevy 1, Waymond Bryant 1, Jim Osborne 1, Mike Hartenstine 1, Ron Rydaldch 1.

LIONS — Doug English 1.

GAME TWELVE

BEARS 10 BUCCANEERS 0

At Tampa Bay, Dec. 4; Attendance 50,284

CHICAGO0	0	0	10	-10
TAMPA BAY0	0	0	0	-0

BEARS — Bob Thomas, 32 FG

BUCCANEERS — Walter Payton, 3 run (Thomas kick)

In a bruising defensive battle, the Bears dealt the Bucs their last defeat of the season with 10 fourth quarter points.

SS Gary Fencik set up the game's first score with an interception and return to the TB 23 on the second play of the quarter. The Bears were facing a 4th and goal situation on the TB 15 when Bob Thomas booted the game winner.

Walter Payton's clinching TD came with 5:57 remaining. His fourth consecutive 100-yard day broke another Club record.

Tampa Bay would go on to defeat New Orleans and St. Louis in the season's final two weekends.

Roland Harper resumed his starter role.

TEAM STATISTICS

	BUCCANEERS	BEARS
First Downs 9	17
Net Yards Gained 135	274
Net Yards Rushing 42-114	44-141
Net Yards Passing 21	133
Return Yardage 24	76
Passes 15-4	27-12
Passes Intercepted By 1	2
Punts — Average 10-42.2	8-41.3
Fumbles — Lost 2-0	1-0
Penalties — Yards 5-50	8-84

RUSHING

BEARS — Roland Harper, 9 for 27; Walter Payton, 33 for 101; Johnny Musso, 1 for 3; James Scott, 1 for 10.

BUCCANEERS — Ricky Bell, 25 for 94; Ed Williams, 8 for 18; Louis Carter, 5 for -6; Jimmy DuBose, 2 for 8; George Ragsdale, 1 for -2; Isaac Hagins, 1 for 2.

PASSING

BEARS — Bob Avellini, 11 of 25 for 130, 0 TDs, 1 int.; Roland Harper, 0 of 1 for 0, 0 TDs, 0 int.; Bob Parsons, 1 of 1 for 32, 0 TDs, 0 int.

BUCCANEERS — Randy Hedberg, 4 of 15 for 36, 0 TDs, 2 int.

RECEIVING

BEARS — James Scott, 7 for 79; Steve Schubert, 3 for 60; Harper, 1 for 8; Greg Latta, 1 for 15.

BUCCANEERS — John McKay, 1 for 9; Carter, 1 for 8; Isaac Hagins, 1 for 10; Jack Novak, 1 for 9.

INTERCEPTIONS

BEARS — Virgil Livers 1 for 29; Gary Fencik 1 for 10.

BUCS — Jeris White 1 for 0.

SACKS

BEARS — Jim Osborne 1, Billy Newsome 1.

BUCS — Dave Pear 1, Lee Roy Selmon 2.

GAME THIRTEEN

BEARS 21 PACKERS 10

At Chicago, Dec. 11; Attendance 57,359

CHICAGO7	7	0	7	-21
GREEN BAY0	10	0	0	-10

BEARS — James Scott, 11 pass from Bob Avellini (Bob Thomas kick)

PACKERS — Chester Marcol, 19 FG

BEARS — Walter Payton, 1 run (Thomas kick)

PACKERS — Barty Smith, 1 run (Marcol kick)

BEARS — Payton, 7 run (Thomas kick)

The Miracle Bears pulled dead even with Minnesota before 33,557 fans braving sub-zero wind chill and threatening sky.

Chicago iced the game with 9:40 remaining on Walter Payton's 14th rushing TD of the season.

Key plays in the 66-yard drive were a 14-yard run by the NFL rushing champ and 13- and 14-yard passes from Bob Avellini to James Scott.

Green Bay had just one other possession after that as the Bears controlled for the last 7:16.

TEAM STATISTICS

	PACKERS	BEARS
First Downs 16	25
Net Yards Gained 276	348
Net Yards Rushing 35-161	49-234
Net Yards Passing 115	114
Return Yardage 100	143
Passes 24-10	20-12
Passes Intercepted By 2	0
Punts — Average 9-36.9	4-37.0
Fumbles — Lost 3-1	5-1
Penalties — Yards 9-80	5-54

RUSHING

BEARS — Roland Harper, 9 for 55; Walter Payton, 32 for 163; Johnny Musso, 2 for 7; Vince Evans, 1 for 0; Avellini, 4 for 11; Bo Rafter, 1 for -2.

PACKERS — Willard Harrell, 2 for 8; Barty Smith, 16 for 86; Nate Simpson, 14 for 66; David Whitehurst, 2 for 1; David Beverly, 1 for 0.

PASSING

BEARS — Avellini, 12 of 20 for 128, 1 TD, 2 int.
PACKERS — Whitehurst, 9 of 22 for 89, 0 TDs, 0 int.; Brian Dowling, 0 of 1 for 0, 0 TDs, 0 int.; Harrell, 1 of 1 for 33, 0 TDs, 0 int.

RECEIVING

BEARS — Greg Latta, 1 for 2; James Scott, 7 for 94
 Steve Schubert, 2 for 22; Harper, 2 for 10.
PACKERS — Steve Odom, 2 for 32; Ollie Smith, 2 for 36; Barty Smith, 1 for 5; Simpson, 3 for 22; Harrell, 2 for 27.

INTERCEPTIONS

BEARS — None.
PACKERS — Tom Toner 1 for 10; MC McCoy 1 for 0.

SACKS

BEARS — Jim Osborne 1.
PACKERS — Bob Barber 1.

GAME FOURTEEN**BEARS 12 GIANTS 9**

At New York, Dec. 18; Attendance 76,626

CHICAGO	...	3	0	0	6	3	-12
NEW YORK	...	3	0	0	6	0	-9

BEARS — Bob Thomas, 32 FG
GIANTS — Joe Danelo, 38 FG
GIANTS — Danelo, 19 FG
BEARS — Robin Earl, 4 run (Ernie Jones blocks kick)
GIANTS — Danelo, 27 FG
BEARS — Thomas 28 FG

Bob Thomas' 28-yard field goal with nine seconds left in sudden death overtime lifted the Bears to a 12-9 victory over the Giants and into the playoffs as the NFC wildcard entry.

Played in a storm that turned Giant Stadium into a giant ice rink, the Bears failed on two earlier field goal chances in overtime with errant snaps.

Rookie Robin Earl scored his first pro TD midway through the fourth quarter. NY's Joe Danelo sent the game into overtime with his 27-yard FG with 22 seconds left.

Approximately 5,000 fans greeted the returning Bear charter flight at O'Hare.

TEAM STATISTICS

	GIANTS	BEARS
First Downs	20	12
Net Yards Gained	369	287
Net Yards Rushing	50-252	38-115
Net Yards Passing	117	172
Return Yardage	88	157
Passes	33-12	26-17

Passes Intercepted By	1	2
Punts — Average	9-37.7	8-39.0
Fumbles — Lost	3-1	8-1
Penalties — Yards	4-31	3-15

RUSHING

BEARS — Walter Payton, 15 for 47; Roland Harper, 14 for 40; Bob Avellini, 3 for 5; Robin Earl, 6 for 23.
GIANTS — Doug Kotar, 13 for 96; Willie Spencer, 7 for 23; Bob Hammond, 6 for 25; Larry Csonka, 22 for 100; Joe Pisarcik, 2 for 8.

PASSING

BEARS — Avellini, 17 of 26 for 186, 0 TDs, 1 int.
GIANTS — Pisarcik, 12 of 33 for 121, 0 TDs, 2 int.

RECEIVING

BEARS — Payton, 6 for 23; James Scott, 5 for 83; Harper, 1 for 17; Steve Rivera, 1 for 7; Earl, 1 for 2; Bo Rater, 1 for 35; Greg Latta, 2 for 19.
GIANTS — Emery Moorehead, 2 for 24; Jimmy Robinson, 3 for 31; Ed Marshall, 2 for 28; Gary Shirk, 1 for 12; Spencer, 1 for 6; Hammond, 2 for 17; Kotar, 1 for 2.

INTERCEPTIONS

BEARS — Allan Ellis 1 for 0; Doug Plank 1 for 12.
GIANTS — Ernie Jones 1 for 0.

SACKS

BEARS — Ron Rydalch 1.
GIANTS — George Martin 1; John Mendenhall 1; Troy Archer 1.

DIVISIONAL PLAYOFF**BEARS 7 COWBOYS 37**

At Dallas, Dec. 26; Attendance 64,758

CHICAGO	0	0	0	7	-7
DALLAS	7	10	17	3	-37

COWBOYS — Doug Dennison, 2 run (Efen Herrera kick)

COWBOYS — Billy Joe DuPree, 28 pass from Roger Staubach (Herrera kick)

COWBOYS — Herrera, 21 FG
COWBOYS — Tony Dorsett, 23 run (Herrera kick)

COWBOYS — Herrera, 31 FG
COWBOYS — Dorsett, 7 run (Herrera kick)

COWBOYS — Herrera, 27 FG
BEARS — Steve Schubert, 34 pass from Bob Avellini (Bob Thomas kick)

Marching toward an eventual Super Bowl title, Dallas smashed the Bears 37-7 in the opening round of the NFL playoffs at Texas Stadium.

Chicago handed the Cowboys seven turnovers —

three of them interceptions by Charlie Waters—in its first playoff appearance since 1963. The turnovers, one less than Dallas coaxed from Denver in the Super Bowl, set up 20 Cowboy points.

Bob Avellini's 34-yard strike to Steve Schubert with 7:05 to play averted a Bear shutout.

At halftime, Dallas owned 279-93 and 16-4 advantages in yardage and first downs.

TEAM STATISTICS

	COWBOYS	BEARS
First Downs	20	15
Net Yards Gained	48-365	27-224
Net Yards Rushing	233	81
Net Yards Passing	132	143
Return Yardage	158	177
Passes	14-8	25-15
Passes Intercepted By	4	1
Punts — Average	3-37.0	6-43.4
Fumbles — Lost	2-2	3-3
Penalties — Yards	3-35	4-43

RUSHING

BEARS — Walter Payton, 19 for 60; Roland Harper, 5 for 11; Robin Earl, 2 for 6; Bob Avellini, 1 for 4.

COWBOYS — Tony Dorsett, 17 for 85; Robert Newhouse, 16 for 80; Doug Dennison, 8 for 40; Roger Staubach, 4 for 25; Larry Brinson, 3 for 3.

PASSING

BEARS — Avellini, 15 of 25 for 177, 1 TD, 4 int.
COWBOYS — Staubach, 8 of 13 for 134, 1 TD, 1 int.; Danny White, 0 of 1 for 0, 0 TD, 0 int.

RECEIVING

BEARS — Steve Schubert, 5 for 69; Payton, 3 for 33; James Scott, 3 for 29; Greg Latta, 2 for 25; Earl, 1 for 15; Harper, 1 for 6.
COWBOYS — Drew Pearson, 2 for 38; Dorsett, 2 for 37; DuPree, 1 for 28; Newhouse, 1 for 13; Golden Richards, 1 for 6.

INTERCEPTIONS

BEARS — Vigil Livers 1 for 8.
COWBOYS — Charlie Waters 3 for 53; DD Lewis 1 for 23.

SACKS

BEARS — Doug Buffone 1; Jerry Meyers 1.
COWBOYS — Harvey Martin 1; Ed Jones 1; Thomas Henderson 1.

STANDINGS

AMERICAN FOOTBALL CONFERENCE

Eastern Division

	W	L	T	Pct.	Pts.	OP
* Baltimore	10	4	0	.714	295	221
Miami	10	4	0	.714	313	197
New England	9	5	0	.643	278	217
N.Y. Jets	3	11	0	.214	191	300
Buffalo	3	11	0	.214	160	313

Central Division

* Pittsburgh	9	5	0	.643	283	243
Houston	8	6	0	.571	299	230
Cincinnati	8	6	0	.571	238	235
Cleveland	6	8	0	.429	269	267

Western Division

* Denver	12	2	0	.857	274	148
# Oakland	11	3	0	.786	351	230
San Diego	7	7	0	.500	222	205
Seattle	5	9	0	.357	282	373
Kansas City	2	12	0	.143	225	349

* Division Champion

NATIONAL FOOTBALL CONFERENCE

Eastern Division

	W	L	T	Pct.	Pts.	OP
* Dallas	12	2	0	.857	345	212
Washington	9	5	0	.643	196	189
St. Louis	7	7	0	.500	272	287
Philadelphia	5	9	0	.357	229	207
New York Giants	5	9	0	.357	181	265

Central Division

* Minnesota	9	5	0	.643	231	227
# Chicago	9	5	0	.643	255	253
Detroit	6	8	0	.429	183	252
Green Bay	4	10	0	.286	134	219
Tampa Bay	2	12	0	.143	103	223

Western Division

* Los Angeles	10	4	0	.714	302	146
Atlanta	7	7	0	.500	179	129
San Francisco	5	9	0	.357	220	260
New Orleans	3	11	0	.214	232	336

Wild Card for Playoffs

FINAL 1977 BEAR STATISTICS

RESULTS

DATE	LOC.	SCORE	ATTENDANCE
S 18 (S)	Bears 30, Lions 20	57,359	
S 25 (SL)	Cardinals 16, Bears 13	51,392	
O 2 (S)	Saints 42, Bears 24	57,359	
O 10 (S)	Bears 24, Rams 23	57,359	
O 16 (M)	Vikings 22, Bears 16 ovt.	48,446	
O 23 (S)	Falcons 16, Bears 10	57,359	
O 30 (GB)	Bears 26, Packers 0	56,267	
N 6 (H)	Oilers 47, Bears 0	51,177	
N 13 (S)	Bears 28, Chiefs 27	57,359	
N 20 (S)	Bears 10, Vikings 7	57,359	
N 24 (P)	Bears 31, Lions 14	75,185	
D 4 (TB)	Bears 10, Buccaneers 0	50,284	
D 11 (S)	Bears 21, Bears 10	57,359	
D 18 (NJ)	Bears 12, Giants 9 ovt.	76,626	
DIVISIONAL PLAYOFF			
D 26 (DA)	Cowboys 37, Bears 7	64,758	

TEAM STATISTICS

	BEARS	OPPONENT
FIRST DOWNS	247	241
Rushing	141	124
Passing	94	106
Penalty	12	11
NET YARDS	4655	4285
Avg. Game	332.5	306.1
Total Plays	930	947
Avg. Per Play	5.0	4.5
NET RUSHING	2811	2158
Avg. Game	200.8	154.1
Rushes	599	544
Avg. Rush	4.7	4.0
NET PASSING	1844	2127
Avg. Game	131.7	151.9
Sacked	26/226	27/207
Gross Yards	2070	2334
Pct. of Completions	52.8	48.3
Had Intercepted	18	18
PUNTING AVG.	35.1	31.7
PEN. YARDS	97/852	83/671
FUMBLES/LOST	36/17	27/13
TOUCHDOWNS	31	27
Rushing	18	14
Passing	11	7
Returns	2	6

PLACE KICKING

FIELD GOALS	1-19	20-29	30-39	40-49	50+	TOTAL
Thomas	0-0	6-9	6-10	2-6	0-2	14-27
Opp. Total	2-2	8-9	8-10	3-7	0-1	21-29
FGS MADE & (MISSED):	(39), 35, 23, 29, 21, 33, (47), 38, (41b), 40, 47, 20, (44), (39), (29), 37, (56), (31), 39, (29), (53), 32, (44), 32, (23), (36), 28.					
PATS:	27 of 30, no misses, three blocked.					

SCORE BY PERIODS

TEAMS	1	2	3	4	OT	TOTAL
BEARS	50	56	37	109	3	255
Opponents	60	73	37	77	6	253

PUNT RETURNS

PLAYER	NO.	FC	YDS.	AVG.	LG	TD
Schubert	31	10	291	9.4	70	1
Baschnagel	3	2	54	18.0	42	0
Plank	1	0	21	21.0	21	0
Walterscheid	6	1	59	9.8	14	0
Livers	6	1	46	7.7	21	0
BEARS TOTAL	47	14	471	10.0	70	1
Opp. Total	42	15	216	5.1	37	0

PUNTING

PLAYER	NO.	YDS.	AVG.	TB	IN 20	LG
Parsons	80	3232	40.4	7	17	58
BEARS TOTAL	82	3232	39.4	7	17	58
Opp. Total	93	3636	39.1	11	22	69

KICKOFF RETURNS

PLAYER	NO.	YDS.	AVG.	LG	TD
Baschnagel	23	557	24.2	84	1
Evans	13	253	19.5	30	0
Best	6	127	21.2	29	0
Earl	2	38	19.0	25	0
Harper	3	44	14.7	22	0
Musso	5	100	20.0	33	0
Payton	2	95	47.5	68	0
Walterscheid	3	59	19.7	22	0
BEARS TOTAL	57	1275	22.3	84	1
Opp. Total	52	1010	19.4	85	1

INTERCEPTIONS

PLAYER	No.	Yds.	AVG.	LG	TD
Ellis	6	23	3.8	11	0
Fencik	4	33	8.3	23	0
Plank	4	32	8.0	20	0
Livers	2	29	14.5	29	0
Buffone	1	12	12.0	12	0
Hicks	1	9	9.0	9	0
BEARS TOTAL	18	138	7.7	29	0
Opp. Total	18	171	9.5	57	1

SCORING

PLAYER	TDR	TDP	TDRT	PAT	FG	TP
Payton	14	2	0	0-0	0-0	96
Thomas	0	0	0	27-30	14-27	69
Latta	0	4	0	0-0	0-0	24
Scott	0	3	0	0-0	0-0	18
Musso	2	0	0	0-0	0-0	12
Rather	0	2	0	0-0	0-0	12
Schubert	0	0	1	0-0	0-0	6
Baschnagel	0	0	1	0-0	0-0	6
Avellini	1	0	0	0-0	0-0	6
Earl	1	0	0	0-0	0-0	6
BEARS TOTAL	18	11	2	27-30	14-27	255
Opp. Total	14	7	6	26-26	21-29	253

RECEIVING

RUSHING

PLAYER	No.	Yds.	Avg.	LG	TD	PLAYER	No.	Yds.	Avg.	LG	TD
Scott	50	809	16.2	72	3	Payton	339	1852	5.5	73	14
Payton	27	269	10.0	75	2	Harper	120	457	3.8	19	0
Latta	26	335	12.9	37	4	Earl	56	233	4.2	34	1
Harper	19	142	7.5	34	0	Musso	37	132	3.6	13	2
Rather	17	294	17.3	42	2	Avellini	37	109	2.9	21	1
Schubert	8	119	14.9	32	0	Best	6	20	3.3	6	0
Earl	6	32	5.3	10	0	Scott	1	10	10.0	10	0
Baschnagel	4	50	12.5	25	0	Baschnagel	1	0	0.0	0	0
Musso	3	13	4.3	21	0	Evans	1	0	0.0	0	0
Rivera	1	7	7.0	7	0	Rather	1	-2	-2.0	-2	0
BEARS TOTAL	161	2070	12.9	75	11	BEARS TOTAL	599	2811	4.7	73	18
Opp. Total	182	2334	12.8	85	7	Opp. Total	544	2158	4.0	61	14

PASSING

PASSING	Att.	Comp.	Yards	Pct.	Avg. Att.	TD	Pct. TD	Int.	Pct. Int.	LG	Lost	Att.	Rating
Avellini	293	154	2004	52.6	6.84	11	3.8	18	6.1	75	23/200	61.7	61.7
Parsons	4	4	61	100.0	15.25	0	0.0	0	0.0	32	0/0	119.0	119.0
Phipps	5	3	5	60.0	1.00	0	0.0	0	0.0	10	3/26	64.6	64.6
Harper	2	0	0	0.0	0.00	0	0.0	0	0.0	0	0/0	39.0	39.0
Baschnagel	1	0	0	0.0	0.00	0	0.0	0	0.0	0	0/0	39.0	39.0
BEARS TOTAL	305	161	2070	52.8	6.79	11	3.6	18	5.9	75	26/226	61.8	61.8
Opp. Total	377	182	2334	48.3	6.19	7	1.9	18	4.8	85	27/207	54.5	54.5

UNOFFICIAL DEFENSIVE STATISTICS

PLAYER	TOTAL	SOLO	ASST.	FUM. REC.	PASS DEF.	FORCE FUM.	BLK. KICK	TACKLED FOR/LOSS	SACK-YARDS
Fencik	133	93	40	0	7	1	0	6/18	0/0
Rives	89	61	28	0	1	0	0	2.5/7.5	0/0
Bryant	85	63	22	2	2	1	0	7/23	1.5/12.5
Rydalch	77	54	23	1	1	1	0	2/4	9.5/81
Plank	71	43	28	0	4	0	0	2/2	1/14
Buffone	67	48	19	0	5	0	0	6/12	1/3
Livers	56	45	11	1	16	0	0	1/4	0/0
Hartenstine	55	34	21	3	4	1	0	2/10	1/0
Ellis	51	47	4	0	13	0	0	0/0	0/0
Osborne	49	32	17	0	0	0	0	7/26	4/26
Hicks	45	29	16	0	1	0	0	2/3	0/0
Newsome	42	29	13	1	0	2	0	2/5	5/37.5
Muckensturm	36	26	10	0	0	1	0	2/6	1/1
Meyers	27	21	6	0	1	1	0	0/0	1/7
Walterscheid	23	16	7	0	0	0	0	0/0	0/0
Campbell	20	14	6	0	0	0	0	0/0	0/0
Chambers	18	13	5	0	0	0	0	1/2	0/0
Clemons	15	10	5	0	0	0	0	0/0	0/0
Stillwell	13	9	4	1	0	0	0	2.5/2.5	0/0
Spivey	11	8	3	0	0	1	0	0/0	0/0
Schubert	10	10	0	2	0	1	0	1/1	0/0
Baschnagel	10	9	1	0	0	0	0	0/0	0/0
Schmidt	10	5	5	0	1	0	0	0/0	0/0
Best	8	7	1	0	0	0	1	0/0	0/0
Musso	8	7	1	1	0	0	0	0/0	0/0
Sevy	8	7	1	1	0	0	0	0/0	2/25
Rogers	6	3	3	0	0	1	0	0/0	0/0

RECENT BEAR TRADES

1978

Date	Bears Obtained	From	For
4/12	'79 1st round pick TE Bob Moore	Buccaneers	DT Wally Chambers
4/20	DE Tommy Hart	49ers	'78 2nd round pick
5/2	'78 5th round pick '78 6th round pick	Chiefs	'78 4th round pick

1977

4/13	2 '77 6th round picks	Buccaneers	QB Gary Huff
5/2	RB Tommy Reamon	Chiefs	'77 6th round pick
5/3	QB Mike Phipps	Browns	'77 4th round pick '78 1st round pick

1976

4/8	'76 1st round pick (Dennis Lick)	Lions	'76 1st & 3rd Picks
5/12	DE Royce Berry	Bengals	'78 5th round pick
9/13	RB Larry Schreiber	49ers	'78 5th round pick

1975

1/28	RB Cid Edwards	Chargers	'75 3rd Round Draft Choice
1/28	G Noah Jackson	Colts	'75 7th Round, '76 5th Round Choice
1/28	TE Greg Latta	Colts	'75 3rd & 7th Round Draft Choice
1/28	Draft Choice (Tom Hicks)	Chargers	RB Jim Harrison
4/7	CB Nemiah Wilson	Raiders	Undisclosed Draft Choice
4/22	G Mark Nordquist	Eagles	'76 9th Round Choice
7/28	WR John Carroll	Chargers	Undisclosed Draft Choice
7/30	Undisclosed Draft Pick	Bills	K Mike Dean
7/30	C Westley Miller	Cardinals	DT Greg Wojcik
8/5	Cash	Jets	QB Joe Barnes & TE Fred Pagac
8/8	DE John Ricca	Jets	Undisclosed Draft Choice
8/13	C John Didion	Saints	Undisclosed Draft Choice
8/25	WR Ron Shanklin	Steelers	Undisclosed Draft Choice
9/3	WR Bob Grim & Draft Choice	Giants	DT Dave Gallagher
9/4	CB Ted Vactor	Redskins	'76 10th Round Choice
9/9	RB Mike Adamle DT Ron Rydaltch & '76 4th Round	Jets	RB Carl Garrett

Road Headquarters

Cincinnati: Terrace Hilton, 15 W. Sixth, Cincinnati (45202) 513/381-4000. **Seattle:** Sea Tac, 18740 Pacific Hwy, Seattle (98188) 206/246-8600. **San Francisco:** Burlingame Hyatt, 1333 Bayshore Hwy, Burlingame (94010) 415/342-7741. **Detroit:** Northfield Hilton, 5500 Crooks Rd, Troy (48098) 313/879-2100. **Green Bay:** Port Plaza, 304 N. Adams, Green Bay, (54305) 414/432-4811. **Denver:** Stouffer's, 3203 Quebec, Denver (80207) 303/321-3333. **Tampa:** Holiday Inn, 4500 W. Cypress, Tampa (33607) 813/879-7830. **Minnesota:** Marriott, 1919 E. 78th, Bloomington (55420) 612/854-7441. **San Diego:** Islandia Hyatt, 1441 Quivira Rd, San Diego (92109) 714/224-3541. **Washington:** Crystal City Marriott, 1999 Jefferson Davis Hwy, Arlington (22202) 703/521-5500.

DRAFT INFORMATION

Recent Bear Drafts

1978

1. to Cleve.
2. to SF.
3. DT Brad Shearer (Texas).
4. to KC.
5. to Cincy.
- 6a. RB John Skibinski (Purdue).
- 6b. DE-LB Mekeli Ilermia (Brigham Young).
7. WR Herman Jones (Ohio St).
8. TE George Freitas (Cal).
9. LB Mike Martin (Kentucky).
10. LB Ben Zambiasi (Georgia).
11. DE-LB Wait Underwood (Southern Cal).
12. LB Lew Sibley (LSU).

1977

1. G Ted Albrecht (California).
2. CB Mike Spivey (Colorado).
3. RB Robin Earl (Washington).
4. to Cleveland.
5. to Oakland.
6. QB Vince Evans (USC).
7. WR Gerald Butler (Nicholls St.).
8. to NY Jets.
9. DT Nick Buonamici (Ohio State).
10. DT Dennis Breckner (Miami of Fl.).
11. C-G Connie Zelencik (Purdue).
12. DB Terry Irvin (Jackson St.).

1976

1. T Dennis Lick (Wisconsin).
2. to Pitt.
3. RB Brian Baschnagel (Ohio State).
- 4a. DB John Sciarra (UCLA).
- 4b. CB Wayne Rhodes (Alabama).
5. to Balt.
6. T Dan Jiggetts (Harvard).
7. LB Jerry Muckensturm (Arkansas St).
8. to San Diego.
9. to Phila.
10. to Wash.
11. WR Norm Andersen (UCLA).
12. RB John O'Leary (Nebraska).
13. RB Dale Kasowski (North Dakota).
14. RB Ron Cuie (Oregon St).
15. DT Jerry Meyers (Northern Illinois).
16. TE Ron Parker (TCU).
17. LB Mike Malham (Arkansas St).

1975

1. RB Waller Payton (Jackson St).
2. DE Mike Hartenstine (Penn St).
3. to San Diego.
4. KR-CB Virgil Livers (Western Kentucky).
5. G Revie Sorey (Illinois).
- 6a. QB Bob Avellini (Maryland).
- 6b. LB Tom Hicks.
- 7a. to Balt.
- 7b. S Earl Douthitt (Iowa).
8. LB Joe Harris (Georgia Tech).
9. DT Roger Stillwell (Stanford).
10. G Mike Julius (St. Thomas).
11. K Mike Dean (Texas).
12. S Doug Plank (Ohio State).
13. RB Charles McDaniel (Louisiana Tech).
14. RB Walter Hartfield (SW Texas St).
15. WR Steve Marcantonio (Miami).
16. WR Witt Beckman (Miami).
17. RB Roland Harper (Louisiana Tech).

1974

- 1a. LB Waymond Bryant (Tennessee St).
- 1b. DE Dave Gallagher (Michigan).
2. to New England.
- 3a. WR Wayne Wheeler (Alabama).
- 3b. G Greg Horton (Colorado).
- 3c. RB Cliff Taylor (Memphis St).
4. to Pitt.
5. to Phila.
6. to Green Bay.
7. WR Jack Ettinger (Arkansas).
- 8a. QB Alan Chadwick (East Tenn St).
- 8b. RB Ken Grandberry (Washington St).
9. to Miami.
10. to Clev.
11. S Norm Hodgins (LSU).
12. T Jeff Sevy (Cal).
13. QB Joe Barnes (Texas Tech).
14. DT Paul Vellano (Maryland).

All-Time First Round Picks

1936

Joe Stydahar T West Va.

1937

Les McDonald E Nebraska

1938

Joe Gray B Oregon St.

1939

Bill Osmanski B Holy Cross

1940

"Bulldog" Turner C Hardin-Simmons

1941

Tom Harmon B Michigan

1942

Frankie Albert B Stanford

1943

Bob Steuber B Missouri

1944

Ray Evans B Kansas

1945

Don Lund B Michigan

1946

Johnny Lujack B Notre Dame

1947

Bob Fenimore B Oklahoma A&M

1948

Bobby Layne B Texas

1949

Dick Harris C Texas

1950

Chuck Hunsinger B Florida

1951

Billy Stone B Bradley

1952

Jim Dooley B Miami

1953

Billy Anderson B Compton JC

1954

Stan Wallace B Illinois

1955

Ron Drzewiecki B Marquette

1956

"Tex" Schriever E Texas

1957

Earl Leggett T LSU

1958

Chuck Howley G West Va.

1959

Don Clark B Ohio St.

1960

Roger Davis G Syracuse

1961

Mike Ditka E Pittsburgh

1962

Ron Bull RB Baylor

1963

Dave Behrman C Michigan St.

1964

Dick Evey DT Tennessee

1965

Gale Sayers RB Kansas

1966

Dick Butkus LB Illinois

1967

George Rice DT LSU

1968

Loyd Phillips DE Arkansas

1969

Mike Hull RB Southern Cal.

1970

Rufus Mayes T Ohio St.

1971

To Green Bay

1972

Joe Moore RB Missouri

1973

Lionel Antione T Southern Ill.

1974

Wally Chambers DT Eastern Ky.

1975

Waymond Bryant LB Tennessee St.

1976

Walter Payton RB Jackson St.

1977

Dennis Lick T Wisconsin

Ted Albrecht T California

HOW THE 1977 BEARS WERE BUILT

YEAR	Draft (26)	Trades (7)	Free Agents (14)
1966 5-7-2	Fifth, NFL Western	LB Doug Buffone (No. 4)	Waivers (3)
1972 4-9-1	Fourth, NFC Central	T Lionel Antoine (No. 1a) S Craig Clemons (No. 1b) RB Johnny Musso (No. 3)* P-TE Bob Parsons (No. 5) DT Jim Osborne (No. 7b)	K Bob Thomas, 1975, from Los Angeles S Terry Schmidt, 1976, from New Orleans RB Art Best, 1977, from Los Angeles
1973 3-11-0	Fourth, NFC Central	DT Wally Chambers (No. 1) CB Allan Ellis (No. 5) LB Don Rives (No. 15)	
1974 4-10-0	Fourth, NFC Central	LB Waymond Bryant (No. 1) T-DE Jeff Sevy (No. 12)†	WR Bo Rather (from Miami)
1975 4-10-0	Third, NFC Central	RB Walter Payton (No. 1) DE Mike Hartenstine (No. 2) CB-PR Virgil Livers (No. 4) G Revie Sorey (No. 5) QB Bob Avellini (No. 6a) LB Tom Hicks (No. 6b) DT Roger Stillwell (No. 9) S Doug Plank (No. 12) RB Roland Harper (No. 17)	TE Greg Latta (from Baltimore) G Noah Jackson (from Baltimore) DT Ron Rydatch (from N.Y. Jets) C Dan Peiffer WR-PR Steve Schubert C Dan Neal RB Johnny Musso* T-DE Jeff Sevy†
1976 7-7-0	Second, NFC Central	T Dennis Lick (No. 1) WR-KR Brian Baschnagel (No. 3) T Dan Jiggetts (No. 6) LB Jerry Muckensturm (No. 7) DE-DT Jerry Meyers (No. 15)††	RB Larry Schreiber (from San Francisco) S Gary Fencik WR James Scott DE-DT Jerry Meyers††
1977 9-5-0	Second, NFC Central	T Ted Albrecht (No. 1) CB Mike Spivey (No. 2) RB Robin Earl (No. 3) KR-QB Vince Evans (No. 6)	QB Mike Phipps (from Cleveland) DE Billy Newsome (from Buffalo) S Len Walterscheid LB Gary Campbell TE Chuck Bradley G Fred Dean LB Mel Rogers WR Steve Rivera

* Musso was signed as free agent by Bears Nov. 26, '75.

† Sevy was signed as free agent by Bears June 12, '75.

†† Meyers was waived and released twice (Aug. 24 and Sept. 8, '76) by Bears and then signed as free agent by Bears Sept. 15, '76.

1978 HONEY BEARS



1978 CHICAGO BEARS VETERAN ROSTER

No.	Name	Pos.	Ht.	Wt.	Birth- date	NFL Exp.	College
64	Albrecht, Ted	T-G	6-4	253	10/8/54	2	California
72	Andrews, John	DE	6-6	251	11/7/51	4	Morgan State
79	Antoine, Lionel	T	6-6	263	8/31/50	6	Southern Illinois
7	Avettini, Bob	QB	6-2	206	8/28/53	4	Maryland
84	Baschnagel, Brian	WR-KR	6-0	193	1/8/54	3	Ohio State
25	Best, Art	RB-KR	6-1	205	3/18/53	2	Kent State
81	Bradley, Chuck	TE	6-6	235	10/13/50	4	Oregon
50	Bryant, Waymond	LB	6-3	239	7/28/52	5	Tennessee State
55	Buffone, Doug	LB	6-2	227	6/27/44	12	Louisville
59	Campbell, Gary	LB	6-1	218	3/4/52	2	Colorado
43	Clemons, Craig	S	5-11	191	6/1/49	7	Iowa
63	Dean, Fred	G	6-3	253	3/30/55	2	Texas Southern
39	Earl, Robin	RB-P	6-5	242	3/18/55	2	Washington
48	Ellis, Allan	CB	5-10	175	8/19/51	6	UCLA
8	Evans, Vince	QB-KR	6-2	216	6/14/55	2	Southern California
45	Fencil, Gary	S	6-1	192	6/11/54	3	Yale
35	Harper, Roland	RB	5-11½	209	2/28/53	4	Louisiana Tech
67	Hart, Tommy	DE	6-4	249	11/7/44	11	Morris Brown
73	Hartenstine, Mike	DE	6-3	257	7/27/53	4	Penn State
54	Hicks, Tom	LB	6-4	225	12/18/52	3	Illinois
65	Jackson, Noah	G	6-2	273	4/14/51	4	Tampa
62	Jiggetts, Dan	T	6-4	276	3/10/54	3	Harvard
88	Latta, Greg	TE	6-3	230	10/13/52	4	Morgan State
70	Lick, Dennis	T	6-3	268	4/26/54	3	Wisconsin
24	Livers, Virgil	CB-KR	5-8½	178	3/26/52	4	Western Kentucky
74	Meyers, Jerry	DE	6-4	245	2/21/54	3	Northern Illinois
82	Moore, Bob	TE	6-2	230	2/12/49	8	Stanford
58	Muckensturm, Jerry	LB	6-4	226	10/13/53	3	Arkansas State
22	Musso, Johnny	RB-KR	5-11	196	3/6/50	4	Alabama
52	Neal, Dan	C-G	6-4	248	8/30/49	6	Kentucky
87	Newsome, Billy	DE	6-5	250	3/2/48	9	Grambling
68	Osborne, Jim	DT	6-3	251	9/7/49	7	Southern
86	Parsons, Bob	TE-P	6-5	232	6/29/50	7	Penn State
78	Patulski, Walt	DE	6-6	267	2/3/50	6	Notre Dame
34	Payton, Walter	RB-KR	5-10½	205	7/25/54	4	Jackson State
53	Peiffer, Dan	C	6-3	251	3/19/51	4	SE Missouri State
15	Phipps, Mike	QB	6-3	211	11/19/47	9	Purdue
46	Plank, Doug	S	5-11½	201	3/4/53	4	Ohio State
60	Raines, Mike	DT	6-5	260	2/14/53	2	Alabama
80	Rather, Bo	WR	6-1	189	10/7/50	6	Michigan
83	Rivers, Steve	WR	5-11	190	8/5/54	3	California
57	Rives, Don	LB	6-2	231	8/30/51	5	Texas Tech
51	Rogers, Mel	LB	6-2	230	4/23/47	6	Fordham A&M
76	Rydalch, Ron	DT	6-4	257	1/1/52	4	Utah
44	Schmidt, Terry	CB-S	6-0	176	5/28/52	5	Ball State
85	Schubert, Steve	WR-KR	5-10	188	3/15/51	5	Massachusetts
89	Scott, James	WR-KR	6-1	191	3/28/52	3	Henderscn J.C.
75	Sevy, Jeff	DE-G	6-5	261	10/24/50	4	California
69	Sorey, Revie	G	6-2	259	9/10/53	4	Illinois
47	Spivey, Mike	CB-KR	6-0	194	3/10/54	2	Colorado
71	Stillwell, Roger	DE	6-6	250	11/17/51	4	Stanford
16	Thomas, Bob	K	5-10	174	8/7/52	4	Notre Dame
23	Walterscheid, Len	S-KR	5-11	185	9/13/54	2	Southern Utah State

NFL Exp. = Indicates season player entering.

1978 ROOKIE ROSTER

No.	Name	Pos.	Ht.	Wt.	Birthdate	How Acq.	School
27	Arnold, Reggie	WR	6-0	209	2/27/56	FA	Purdue
96	Bailey, Mark	WR	6-4	200	12/14/55	FA	Northwestern
13	Burns, Ron	DB	6-1	192	11/17/55	FA	Baylor
9	DIRienzo, Tony	K	5-10	187	7/10/54	FA	Oklahoma
91	Douglas, Ceasar	T	6-5	260	2/21/54	FA	Ill. Wesleyan
38	Freltas, George	TE	6-3	224	12/19/55	D-8	California
32	Golub, Chris	DB	6-3	200	12/2/54	FA	Kansas
92	Hansing, Rick	C	6-4	267	5/13/55	FA	Bemidji St.
97	Howard, John	DE	6-5	239	4/25/54	FA	Texas Southern
95	Ieremia, Mekeli	DE	6-2	243	3/4/54	D-6b	Brigham Young
49	Jones, Herman	WR	6-3	207	1/15/56	D-7	Ohio State
99	Kerkoff, Keith	DT	6-3	249	6/17/54	FA	Buena Vista
37	Martin, Mike	LB	6-2	220	12/3/54	D-9	Kentucky
12	Meyer, Phil	DB-P	6-3	208	11/25/56	FA	Ill. State
98	Mitchell, Dewey	LB	6-2	235	9/9/56	FA	Alabama
29	Morgan, Mike	RB	5-11	218	1/19/56	FA	Wisconsin
93	Neelson, Orlando	TE	6-4	220	5/11/54	FA	Utah State
19	Peterson, Ben	WR	6-0	167	10/19/54	FA	Graceland
94	Roy, Ken	TE	6-2	223	8/21/55	FA	Rice
72	Shaarer, Brad	DT	6-3	263	8/10/55	D-3	Texas
33	Sibley, Lew	LB	6-1	231	11/28/55	D-12	LSU
30	Skibinski, John	RB	6-0	219	4/27/55	D-6a	Purdue
21	Steptoe, Jack	WR	6-0	173	1/21/56	FA	Utah
26	Utmer, Mike	WR	6-0	187	12/28/54	FA	Doane
11	Wilson, Edgar	WR	6-3	201	6/7/55	FA	Michigan St.
36	Zamblasi, Ben	LB	6-0	211	9/19/56	D-10	Georgia

(Both Rosters Dated 5/31/78)



American National Bank

44 North LaSalle / LaSalle at Wacker 60690 / Phone (312) 661-5000

We're the bank for business.

RECORDS INTRODUCTION

When the National Football League was formed in 1920, probably the last thing the founders had to worry about was the compiling of statistics and records. Accordingly, a complete statistical history of the league, dating from 1920, is an impossibility. However, here are some reference points for when various statistical categories were first compiled officially:

Scoring: Scores of all games are available starting in 1920, for purposes of records, however, totals date from 1932. Individual scoring statistics also date from 1932. Extra point and field goal attempts start in 1937.

Rushing: Statistics begin in 1932.

Passing: Statistics begin in 1932. Until 1947, what is now called "yards lost attempting to pass" was recorded in the rushing statistics. From 1947 to 1951, "yards lost attempting to pass" was recorded, but was not included in either the net rushing or the net passing yardage totals (and consequently was not a part of "total net yards gained"). Starting in 1952, passing yardage team totals include "yards lost attempting to pass," although sacks were not recorded before 1963. Lateral passes were maintained as a separate category until 1950, at which time yardage gained or lost as a result of lateral passes was included in the category initiating the action (e.g., rushing).

Pass Receiving: Statistics begin in 1932.

Interceptions: Individual statistics begin in 1940, but individual touchdowns are available from 1932. Team totals for interceptions and touchdowns start in 1932, and team yardage totals start in 1940.

Punting: Complete seasonal statistics begin in 1939, although frequently during the period 1933-1938 individual and/or team punting totals are listed on official score blanks. Such game totals are included as official records, where applicable.

Punt Returns: Complete individual totals date from 1941, although team yardage figures date from 1936. Touchdowns are available since 1932.

Kickoff Returns: Complete individual totals date from 1941, although team yardage figures date from 1940. Touchdowns are available since 1932.

Fumbles: Individual totals start in 1945. Team totals for fumbles and for total fumbles recovered begin in 1935, and the breakdown of own and opponents' recoveries dates from 1938.

First Downs: Statistics begin in 1933, while the rushing—passing—by penalty breakdown commences in 1939 (although some games in 1937-1938 include this information).

Penalties: Yards penalized dates from 1936, penalties start in 1941.

Long Plays: Since the "Long" category was not always listed on official score blanks (longest run, longest punt, etc.), an attempt has been made to verify reports of long plays through newspaper accounts—even if they are not listed on the official sheets. Reliable newspaper findings have been included in this record section.

THE LAST TIME

Punt Returned for TD —

By Bears— Steve Schubert vs Detroit 9/18/77, 70 yards.

By Opp. — Steve Odom, Green Bay, 11/10/74, 95 yards.

Punt Blocked for TD —

By Bears— Ross Brupbacher vs Oakland, 12/17/72, recovered in endzone.

By Opp. — Matt Blair, Minnesota, 11/20/77, 10 yards.

Opponents' Fumble Returned for TD —

By Bears— Dick Butkus vs Houston, 10/28/73, recovered in endzone.

By Opp. — Ed O'Neil, Detroit, 11/24/77, 52 yards.

Intercepted Pass Returned for TD —

By Bears— Allan Ellis, 12/12/76, 22 yards.

By Opp. — Jim Merto, New Orleans, 10/2/77, 57 yards.

Kickoff Returned for TD —

By Bears— Brian Baschnagel vs Atlanta, 10/23/77, 84 yards.

By Opp. — Billy Johnson, Houston, 11/6/77, 76 yards.

Soldier Field Records

LONGEST RUN FROM SCRIMMAGE

Bears — 73 Walter Payton vs Detroit, 9/18/77
 Opp. — 53 John Brockington, Green Bay 12/16/73

LONGEST FORWARD PASS

Bears — 85 Bobby Douglass to George Farmer vs S.F. 11/19/72
 Opp. — 79 Bob Griese to Nat Moore, Miami 11/2/75

LONGEST PUNT

Bears — 62 Bob Parsons vs Detroit 9/12/76
 Opp. — 69 Herman Weaver, Detroit 9/12/76
 Opp. — 69 Neil Clabo, Minnesota 11/20/77

LONGEST PUNT RETURN

Bears — 70 Steve Schubert vs Detroit 9/18/77
 Opp. — 37 Rolland Lawrence, Atlanta 10/3/77

LONGEST KICKOFF RETURN


Bears — 95 Ike Hill vs Houston 10/28/73
 Opp. — 62 Dave Hampton, Green Bay 11/7/71
 62 Ron Jessie, Detroit, 10/1/72

LONGEST INTERCEPTION RETURN

Bears — 76 Craig Clemons vs Green Bay 11/9/75
 Opp. — 95 Dick Jauron, Detroit 11/18/73

LONGEST FIELD GOAL

Bears — 48 Bob Thomas vs Green Bay 11/9/75
 Opp. — 52 Fred Cox, Minnesota 10/27/75



PARSONS



SCHUBERT

BIG DAY BY OPPONENTS (Since 1963)

RUSHING:

Yards	Player	Opponent	Date	Carries
152	Lawrence McCutcheon	Los Angeles	12/2/73	24
150	Chuck Foreman	Minnesota	10/16/77	26
147	Jim Otis	St. Louis	12/12/75	33
142	John Brockington	Green Bay	12/16/73	22
142	John Brockington	Green Bay	11/7/71	30

PASSING:

Yards	Player	Opponent	Date	Comp.
327	John Brodie	San Francisco	11/13/66	28-54
326	Charley Johnson	Denver	9/30/73	24-39
317	John Brodie	San Francisco	11/8/70	21-28
316	Tom Owen	San Francisco	11/17/74	15-26
311	Fran Tarkenton	Minnesota	9/20/64	22-34

PASS RECEIVING:

Yards	Player	Opponent	Date	Rec.
225	Bernie Casey	San Francisco	11/13/66	12
182	Boyd Dowler	Green Bay	12/15/68	6
180	Ken Burrough	Houston	11/6/77	6
165	Gary Garrison	San Diego	10/18/70	8
163	Cliff Branch	Oakland	11/7/76	5

Individual Records

SERVICE

Seasons, Active Player

- 14 Bill George, 1952-65
- 13 George Trafton, 1920-32
Clyde (Bulldog) Turner, 1940-52
- 12 8 Players Tied

Consecutive Seasons, Active Player same as above

Games, Lifetime

- 161 Bobby Joe Green 1962-73
- 159 Bill George, 1952-65
- 155 Joe Fortunato, 1955-66
Doug Buffone, 1966-77

Consecutive Games, Lifetime

- 142 Doug Buffone, 1966-76
- 136 Richie Petitbon, 1959-68
- 124 Bill George, 1952-62

Seasons, Head Coach

- 40 George Halas, 1920-29, 33-42,
46-55, 58-67
- 4 Hunk Anderson/Luke Johnsos
(co-coaches), 1942-45
Jim Dooley, 1968-71

SCORING

Points, Lifetime

- 541 George Blanda, 1949-58
(5-td, 247-xp, 88-fg)
- 456 Mac Percival, 1967-73 (159-xp, 99-fg)
- 377 Roger Leclerc, 1960-66
(152-xp, 75-fg)

Points, Season

- 132 Gale Sayers, 1965 (22-td)
- 109 Johnny Lujack, 1950
(11-td, 34-xp, 3fg)
- 100 Mac Percival, 1968 (25-xp, 25-fg)

Points, Game

- 36 Gale Sayers, 12/12/65
- 24 7 Players Tied

Consecutive Games, 1+ Points

- 83 George Blanda, 10/28/51-11/9/58
- 34 Johnny Lujack, 9/26/48-12/3/50

Touchdowns

Touchdowns, Lifetime

- 59 Rick Casares, 1955-64
(49-rush, 10-rec)
- 56 Gale Sayers, 1965-71
(39-rush, 9-rec, 8-ret)
- 52 Ken Kavanaugh, 1940-41, 45-50
(50-rec, 2-ret)

Touchdowns, Season

- 22 Gale Sayers, 1965
(14-rush, 6-rec, 2-ret)
- 16 Walter Payton, 1977 (14-rush, 2 rec)
- 14 Rick Casares, 1956 (12-rush, 2-rec)

Touchdowns, Game

- 6 Gale Sayers, 12/12/65
(4-rush, 1-rec, 1-ret)
- 4 7 Players Tied

Consecutive Games, 1+ Touchdowns

- 8 Rick Casares, 11/1/59-9/25/60
- 7 Ken Kavanaugh, 11/2/47-12/14/47
Willie Galimore, 9/28/58-11/9/58
Gale Sayers, 10/26/69-12/6/69
Walter Payton, 10/3/76-11/14/76

Extra Points

Extra Points, Lifetime

- 247 George Blanda, 1949-58
- 159 Mac Percival, 1967-73

Extra Points, Season

- 52 Roger Leclerc, 1965
- 45 George Blanda, 1956

Extra Points, Game

- 8 Bob Snyder, 11/14/43
- 7 9 Players Tied

Extra Points Attempted, Lifetime

- 250 George Blanda, 1949-58
- 162 Mac Percival, 1967-73

Extra Points Attempted, Season

- 52 Ray (Scooter) McLean, 1947
Roger Leclerc, 1965
- 47 George Blanda, 1956
- 46 Johnny Lujack, 1948

Extra Points Attempted, Game

- 8 Bob Snyder, vs. NY., 11/14/43
George Blanda, vs. Balt., 10/21/56
Roger Leclerc, vs. Balt., 11/25/62
- 7 By many players.

Consecutive Extra Points, Lifetime

- 156 George Blanda, 10/28/51-10/21/56
- 143 Mac Percival, 11/19/67-11/4/73

Extra Points (no misses), Season

- 52 Roger Leclerc, 1965
- 37 George Blanda, 1955

Extra Points (no misses), Game

- 8 Bob Snyder, 11/14/43
- 7 8 Players Tied

Field Goals

Field Goals, Lifetime

- 99 Mac Percival, 1967-73
- 88 George Blanda, 1949-58

Field Goals, Season

- 25 Mac Percival, 1968
- 20 Mac Percival, 1970

Field Goals, Game

- 5 Roger Leclerc, 12/3/61
Mac Percival, 10/20/68
- 4 Roger Leclerc, 11/17/63
Mac Percival, 10/27/68
Mac Percival, 11/15/70
Bob Thomas, 10/3/76

Field Goals Attempted, Lifetime

- 201 George Blanda, 1949-58
- 182 Mac Percival, 1967-73

Field Goals Attempted, Season

- 36 Mac Percival, 1968
- 34 Mac Percival, 1970

Field Goals Attempted, Game

- 7 Roger Leclerc, 11/17/63
- 6 George Blanda, 11/3/57

Consecutive Field Goals, Lifetime

- 10 Mac Percival, 10/20/68-11/3/68
- 8 Roger Leclerc, 11/8/64-11/26/64

Consecutive Games, 1+ Field Goals

- 12 George Blanda, 11/11/56-11/3/57
- 10 George Blanda, 11/14/54-11/20/55
Mac Percival, 10/13/68-12/15/68

Longest Field Goal

- 55 Bob Thomas, 11/23/75
- 52 Lee Artoe, 10/27/40
- 50 3 Times

Percentage, Lifetime (25+)

- 54.4 Mac Percival, 1967-73
- 52.0 Bob Thomas, 1975-77
- 51.4 Roger Leclerc, 1960-66

Percentage, Season (10+)

- 69.4 Mac Percival, 1968
- 68.8 George Blanda, 1955

Field Goals (no misses), Game

- 5 Roger Leclerc, 12/3/61
Mac Percival, 10/20/68
- 4 Mac Percival, 10/27/68
Bob Thomas, 10/3/76

Safeties**Safeties, Lifetime**

- 1 By many players.

RUSHING**Attempts****Attempts, Lifetime**

- 1,386 Rick Casares, 1955-64
- 991 Gale Sayers, 1965-71

846 Walter Payton, 1975-77

787 Ron Bull, 1962-70

Attempts, Season

- 339 Walter Payton, 1977
- 311 Walter Payton, 1976
- 236 Gale Sayers, 1969
- 234 Rick Casares, 1956
- 229 Gale Sayers, 1966

Attempts, Game

- 40 Walter Payton, 11/20/77
- 36 Walter Payton, 11/7/76
- 33 Walter Payton, 11/13/77
Walter Payton, 12/4/77
- 32 Walter Payton, 12/11/77
- 31 Jim Harrison, 10/23/72
- 30 Rick Casares, 10/9/60

Yardage**Yards Gained, Lifetime**

- 5,657 Rick Casares, 1955-64
- 4,956 Gale Sayers, 1965-71
- 3,921 Walter Payton, 1975-77
- 2,985 Willie Galimore, 1957-63

Seasons, (1,000+)

- 2 Gale Sayers, 1966, 69
Walter Payton, 1975, 77
- 1 Beattie Feathers, 1934
Rick Casares, 1956
Walter Payton, 1976

Yards Gained, Season

- 1,852 Walter Payton, 1977
- 1,390 Walter Payton, 1976
- 1,231 Gale Sayers, 1966
- 1,126 Rick Casares, 1956
- 1,032 Gale Sayers, 1969

Games, (100+) Lifetime

- 20 Gale Sayers, 1965-71
- 19 Walter Payton, 1975-77
- 13 Rick Casares, 1955-64
- 9 Walter Payton, 1975-76
- 5 Beattie Feathers, 1934-37

Consecutive Games, (100+)

- 5 Walter Payton, 11/13/77-12/11/77
- 3 Beattie Feathers, 9/30/34-10/10/34
Rick Casares, 10/7/56-10/21-56
Gale Sayers, 11/28/65-12/12/65
Gale Sayers, 12/10/67-9/15/68
Gale Sayers, 10/26/69-11/9/69
Walter Payton, 10/3/76-10/17/76
- 2 4 Players Tied

Games, (100+) Season

- 10 Walter Payton, 1977
- 7 Rick Casares, 1956
Walter Payton, 1976

- 5 Beattie Feathers, 1934
 Gale Sayers, 1958
 4 Gale Sayers, 1966, 67, 69

Longest Run From Scrimmage

- 86 Bill Osmani, (TD) 10/15/39
 85 Pete Stinchcomb, (TD) 11/20/21
 82 Beattie Feathers, (TD) 10/10/34

Consecutive Seasons, (1,000+)

- 2 Walter Payton, 1976, 77

Games, (200+) Season

- 2 Walter Payton, 1977

Games, (200+) Career

- 2 Walter Payton, 1975-77

100-Yard Rushing Games

11/20/77	Walter Payton	40-275	12/9/56	Rick Casares	25-117
10/30/77	Walter Payton	23-205	11/26/67	Gale Sayers	18-117
11/3/68	Gale Sayers	24-205	10/15/72	Bobby Douglass	11-117
12/18/66	Gale Sayers	17-197	11/4/45	Hank Margarita	16-116
11/13/77	Walter Payton	33-192	11/24/57	Rick Casares	28-116
12/16/56	Rick Casares	17-190	11/2/69	Gale Sayers	20-116
12/5/76	Walter Payton	27-183	11/6/55	Bobby Watkins	14-115
9/16/62	Willie Galimore	22-181	11/6/55	Rick Casares	16-115
11/27/66	Gale Sayers	19-172	10/21/34	Beattie Feathers	7-114
12/11/77	Walter Payton	32-163	10/16/60	Johnny Morris	7-114
9/18/77	Walter Payton	23-160	11/2/58	Rick Casares	23-113
10/28/34	Beattie Feathers	15-155	11/9/58	Rick Casares	15-113
10/20/57	Willie Galimore	24-153	11/28/65	Gale Sayers	13-113
9/19/76	Walter Payton	28-148	12/12/65	Gale Sayers	9-113
10/17/76	Walter Payton	27-145	9/17/72	Jim Harrison	20-113
10/29/44	Al Grygo	13-144	10/21/51	Kayo Dottley	16-112
10/27/68	Gale Sayers	18-143	10/14/56	Rick Casares	21-112
10/15/67	Gale Sayers	22-142	12/1/68	Brian Piccolo	21-112
10/2/39	Joe Maniaci	12-141	11/9/69	Gale Sayers	28-112
10/10/76	Walter Payton	19-141	11/12/39	Bill Osmani	18-111
9/30/34	Beattie Feathers	2-140	11/22/59	Rick Casares	21-111
10/2/77	Walter Payton	19-140	10/19/75	Mike Adamle	17-110
11/24/77	Walter Payton	20-137	11/28/76	Walter Payton	27-110
10/7/56	Rick Casares	24-139	10/26/69	Gale Sayers	15-109
10/9/55	John Hoffman	18-135	11/14/76	Walter Payton	18-109
12/21/75	Walter Payton	25-134	10/28/56	Perry Jeter	16-108
10/7/34	Beattie Feathers	14-132	11/11/56	John Hoffman	18-108
11/4/56	Rick Casares	25-132	9/29/68	Gale Sayers	16-108
12/10/67	Gale Sayers	20-131	10/9/66	Gale Sayers	18-106
12/3/44	Hank Margarita	9-129	11/25/45	George McAfee	5-105
12/17/72	Bobby Douglass	14-127	10/28/51	Kayo Dottley	17-105
10/10/77	Walter Payton	24-126	9/15/68	Gale Sayers	15-105
11/30/69	Gale Sayers	20-126	10/6/68	Gale Sayers	15-105
11/26/33	Bronko Nagurski	18-124	11/16/75	Walter Payton	23-105
10/21/56	Rick Casares	22-124	10/3/76	Walter Payton	18-104
11/6/66	Gale Sayers	21-124	11/18/56	Rick Casares	27-104
10/16/77	Walter Payton	24-122	10/23/72	Jim Harrison	31-103
9/17/50	George Gulyanics	26-121	10/22/39	Joe Maniaci	15-102
10/5/52	Kayo Dottley	24-121	12/7/58	Rick Casares	22-102
12/16/62	Joe Marconi	13-121	12/4/77	Walter Payton	33-101
12/17/67	Gale Sayers	19-120	10/10/34	Beattie Feathers	8-101
10/15/39	Bill Osmani	15-119	11/29/42	Gary Famiglietti	12-101
11/12/50	Chuck Hunsinger	14-119	10/21/74	Carl Garrett	23-101
12/5/65	Gale Sayers	16-118	11/20/49	John Hoffman	15-100
11/18/51	Kayo Dottley	17-117	11/4/73	Bobby Douglass	19-100

Average Gain

Average Gain, Lifetime (250+)

- 6.62 Bobby Douglass, 1969-75
- 5.77 Beattie Feathers, 1934-37
- 5.00 Gale Sayers, 1965-71

Average Gain, Season (100+)

- 9.94 Beattie Feathers, 1934
- 6.87 Bobby Douglass, 1972
- 6.20 Gale Sayers, 1968

Average Gain, Game (10+)

- 11.75 Joe Maniaci, 10/2/39
- 11.59 Gale Sayers, 12/18/66
- 11.18 Rick Casares, 12/16/56

Touchdowns

Touchdowns, Lifetime

- 49 Rick Casares, 1955-64
- 39 Gale Sayers, 1965-71
- 34 Walter Payton, 1975-77
- 26 Hugh Gallarneau, 1941-42, 45-47
- Willie Galimore, 1957-63

Touchdowns, Season

- 14 Gale Sayers, 1965
- Walter Payton, 1977
- 13 Walter Payton, 1976
- 12 Rick Casares, 1956
- 11 Johnny Lujack, 1950

Touchdowns, Game

- 4 Rick Casares, 10/28/56
- Rick Casares, 12/6/59
- Gale Sayers, 12/12/65
- Bobby Douglass, 11/4/73
- 3 5 Players Tied

Consecutive Games, 1+ TDs

- 7 Gale Sayers, 10/26/69-12/6/69
- Walter Payton, 10/3/76-11/14/76
- 6 Beattie Feathers, 9/30/34-10/28/34
- Johnny Lujack, 10/1/50-11/12/50
- Rick Casares, 11/1/59-12/6/59
- Gale Sayers, 11/14/65-12/19/65

PASSING

Rating, Lifetime (400+ passes)

- 75.0 Sid Luckman, 1939-50
- 73.4 Bill Wade, 1961-66
- 72.8 Rudy Bukich, 1958-59, 62-68

Rating, Season (100+)

- 107.8 Sid Luckman, 1943
- 95.5 Sid Luckman, 1941
- 93.7 Bill Wade, 1961

Passes

Passes, Lifetime

- 1,744 Sid Luckman, 1939-50
- 1,407 Bill Wade, 1961-66
- 1,246 Ed Brown, 1954-61

Passes, Season

- 412 Bill Wade, 1962
- 385 Jack Concannon, 1970
- 362 George Blanda, 1953

Passes, Game

- 57 Bill Wade, 10/25/64
- 52 Johnny Lujack, 10/23/49
- 50 Jack Concannon, 12/20/70

Completions

Completions, Lifetime

- 904 Sid Luckman, 1939-50
- 767 Bill Wade, 1961-66
- 607 Ed Brown, 1954-61

Completions, Season

- 225 Bill Wade, 1962
- 194 Jack Concannon, 1970
- 192 Bill Wade, 1963

Completions, Game

- 33 Bill Wade, 10/25/64
- 31 Virgil Carter, 12/6/69
- 29 Johnny Lujack, 10/23/49

Completion Percentage

Completion Percentage, Lifetime (250+ comp.)

- 54.5 Bill Wade, 1961-66
- 54.0 Rudy Bukich, 1958-59, 62-68
- 51.8 Sid Luckman, 1939-50

Completion Percentage, Season (60+)

- 61.9 Rudy Bukich, 1964
- 57.1 Sid Luckman, 1941
- Ed Brown, 1956

Completion Percentage, Game (10+)

- 86.7 Bob Williams, 10/12/52
- 83.3 Gene Ronzani, 10/22/44
- Ed Brown, 11/20/55
- Bill Wade, 11/8/64

Yards Passing

Yards Passing, Lifetime

- 14,686 Sid Luckman, 1939-50
- 9,958 Bill Wade, 1961-66
- 9,698 Ed Brown, 1954-61

Yards Passing, Season

- 3,172 Bill Wade, 1962
- 2,712 Sid Luckman, 1947
- 2,658 Johnny Lujack, 1949

300-Yard Passing Games

12/11/49 Johnny Lujack	39-24-468	10/9/60 Ed Brown	21-13-333
11/18/62 Bill Wade	46-28-466	10/29/50 Johnny Lujack	39-20-331
11/14/43 Sid Luckman	32-21-433	10/8/61 Bill Wade	25-13-330
10/17/54 George Blanda	47-21-359	11/25/62 Bill Wade	32-23-328
10/14/62 Bill Wade	34-18-356	10/11/59 Ed Brown	29-14-323
12/17/61 Bill Wade	34-23-355	11/19/61 Bill Wade	34-18-323
12/12/65 Rudy Buckich	32-16-347	10/25/64 Bill Wade	57-33-321
10/19/47 Sid Luckman	26-18-342	10/23/49 Johnny Lujack	52-29-319
9/20/64 Bill Wade	31-23-341	10/21/62 Bill Wade	26-13-318
10/24/54 George Blanda	46-28-338	10/12/47 Sid Luckman	25-14-314
12/13/70 Jack Concannon	34-21-338	12/13/53 George Blanda	37-20-306
11/19/67 Jack Concannon	24-11-336	12/6/69 Virg Carter	49-31-301
10/25/53 George Blanda	47-23-334		

Games, 300+ Yards, Lifetime

- 9 Bill Wade, 1961-66
- 4 George Blanda, 1949-58

Consecutive Games, 300+

- 2 Sid Luckman, 10/12/47-10/19/47
- George Blanda, 10/17/54-10/24/54
- Bill Wade, 10/14/62-10/21/62
- Bill Wade, 11/18/62-11/25/62

Games, 300+ Yards, Season

- 4 Bill Wade, 1962
- 3 Bill Wade, 1961
- 2 4 Players Tied

Yards Passing, Game

- 468 Johnny Lujack, 12/11/49
- 466 Bill Wade, 11/18/62
- 433 Sid Luckman, 11/14/43

Longest Pass Completion

- 98 Bill Wade (to John Farrington), (TD) 10/8/61
- 93 Jack Concannon (To Dick Gordon), (TD) 11/19/67
- 91 Ed Brown (to Willard Deweall), (TD) 10/16/60

Touchdown Passes

Touchdown Passes, Lifetime

- 137 Sid Luckman, 1939-50
- 68 Bill Wade, 1961-66
- 63 Ed Brown, 1954-61

Touchdown Passes, Season

- 28 Sid Luckman, 1943
- 24 Sid Luckman, 1947
- 23 Johnny Lujack, 1949

Touchdown Passes, Game

- 7 Sid Luckman, 11/14/43
- 6 Johnny Lujack, 12/11/49
- 5 Ray Buivid, 12/5/37

Consecutive Games, 1+ TD Pass

- 19 Sid Luckman, 11/22/42-11/26/44
- 14 Sid Luckman, 10/12/47-10/17/48

Passes Had Intercepted

Passes Had Intercepted, Lifetime

- 132 Sid Luckman, 1939-50
- 88 Ed Brown, 1954-61
- 70 George Blanda, 1949-58

Passes Had Intercepted, Season

- 31 Sid Luckman, 1947
- 24 Bill Wade, 1962

Passes Had Intercepted, Game

- 7 Edmund (Zeke) Bratkowski, 10/2/60
- 5 7 Players Tied

Passes (none intercepted), Game

- 46 Bill Wade, 10/11/64
- 38 Bill Wade, 10/4/64

Percentage, Intercepted

Lowest Percentage, Lifetime (400+ passes)

- 4.69 Bill Wade, 1961-66
- 5.13 Rudy Buckich, 1958-59, 62-68
- 5.47 Jack Concannon, 1967-71

Lowest Percentage, Season (100+)

- 2.88 Rudy Buckich, 1965
- 3.37 Bill Wade, 1963
- 4.00 Bobby Douglass, 1974

Average Gain

Average Gain, Lifetime (400+ passes)

- 8.42 Sid Luckman, 1939-50
- 8.23 Bernie Masterson, 1934-40
- 7.79 Johnny Lujack, 1948-51

Average Gain, Season (100+)

10.86 Sid Luckman, 1943
 9.924 Sid Luckman, 1941
 9.923 Ed Brown, 1956

Average Gain, Game (10+)

17.09 Charlie O'Rourke, 11/22/42
 16.88 Sid Luckman, 10/5/41
 16.67 Gene Rozzani, 10/22/44

PASS RECEIVING**Pass Receptions, Lifetime**

356 Johnny Morris, 1958-67
 316 Mike Ditka, 1961-66
 238 Dick Gordon, 1965-71

Pass Receptions, Season

93 Johnny Morris, 1964
 75 Mike Ditka, 1964

Pass Receptions, Game

14 Jim Keane, 10/23/49
 13 Mike Ditka, 10/25/64

Consecutive Games, 1+

49 Mike Ditka, 12/3/61-10/10/65
 30 Johnny Morris, 12/15/63-9/11/66

Yards Gained**Yards Gained, Lifetime**

5,059 Johnny Morris, 1958-67
 4,616 Harlon Hill, 1954-61

Seasons, 1,000+ Yards

2 Harlon Hill, 1954, 56
 1 3 Players Tied

Yards Gained, Season

1,200 Johnny Morris, 1964
 1,128 Harlon Hill, 1956
 1,124 Harlon Hill, 1954

Games 100+ Yards, Lifetime

19 Harlon Hill, 1954-61
 15 Johnny Morris, 1958-67
 14 Mike Ditka, 1961-66

Consecutive Games, 100+

3 Harlon Hill, 11/11/56-11/25/56
 2 7 Players Tied

Games, 100+ Yards, Season

7 Harlon Hill, 1954
 6 Harlon Hill, 1956
 Johnny Morris, 1964

Yards Gained, Game

214 Harlon Hill, 10/31/54
 201 Johnny Morris, 11/18/62
 198 Harlon Hill, 10/21/56

Longest Pass Reception

98 John Farrington (from Bill Wade),
 (TD) 10/8/61
 93 Dick Gordon (from Jack Concannon),
 (TD) 11/19/67
 91 Willard Dewveall (from Ed Brown)
 (TD) 10/16/60

Average Gain**Average Gain, Lifetimes (75+ rec.)**

22.38 Ken Kavanaugh, 1940-41, 45-50
 21.67 Ray (Scooter) McLean, 1940-47

Average Gain, Season (30+)

25.56 Ken Kavanaugh, 1947.
 24.98 Harlon Hill, 1954

Average Gain, Game (4+)

44.75 Dick Gordon, 11/19/67
 37.50 Gene Schroeder, 12/16/51

Touchdowns**Touchdowns, Lifetime**

50 Ken Kavanaugh, 1940-41, 45-50
 40 Harlon Hill, 1954-61

Touchdowns, Season

13 Ken Kavanaugh, 1947
 Dick Gordon, 1970
 12 Harlon Hill, 1954
 Mike Ditka, 1961

150-Yard Pass Receiving Games

10/31/54	Harlon Hill	7-214	12/15/63	Johnny Morris	8-171
11/18/62	Johnny Morris	10-201	10/25/64	Mike Ditka	13-168
10/21/56	Harlon Hill	9-198	10/25/53	Jim Dooley	6-164
11/25/56	Harlon Hill	7-195	11/20/60	Willard Dewveall	6-163
10/23/49	Jim Keane	14-193	12/14/47	Jim Keane	7-161
11/12/61	Mike Ditka	9-190	11/15/70	Dick Gordon	5-158
11/8/64	Johnny Morris	10-183	12/7/47	George McAfee	9-157
11/19/67	Dick Gordon	4-178	12/9/62	Mike Ditka	6-155
10/29/50	Ken Kavanaugh	8-177	10/30/55	Harlon Hill	8-151
12/11/49	John Hoffman	8-174	12/16/51	Gene Schroeder	4-150

Touchdowns, Game

- 4 Harlon Hill, 10/31/54
- Mike Ditka, 10/13/63
- 3 6 Players Tied

Consecutive Games, 1+ TD

- 7 Ken Kavanaugh, 11/2/47-12/14/47
- 5 Mike Ditka, 10/22/61-11/19/61

INTERCEPTIONS BY

Interceptions By, Lifetime

- 37 Richie Petitbon, 1959-68
- 27 Bennie McRae, 1962-70
- 26 Dave Whitsett, 1961-66

Interception By, Season

- 9 Roosevelt Taylor, 1963
- 8 Clyde (Bulldog) Turner, 1942
- Johnny Lujack, 1948
- Richie Petitbon, 1963

Interceptions By, Game

- 3 Hank Margarita, 11/11/45
- Johnny Lujack, 9/26/48
- Richie Petitbon, 9/24/67
- Curtiss Gentry, 11/19/67
- Ross Brupbacher, 12/12/76

Consecutive Games, 1+

- 4 Clyde (Bulldog) Turner, 9/27/42-10/18/42
- S. J. Whitman, 12/13/53-10/10/54
- Ken Gorgal, 10/9/55-10/30/55
- Erich Barnes, 10/12/58-11/2/58
- Richie Petitbon, 12/10/61-9/23/62
- Charlie Ford, 10/28/73-11/18/73

Yards Returned

Yards Returned, Lifetime

- 643 Richie Petitbon, 1959-68
- 485 Bennie McRae, 1962-70
- 414 Roosevelt Taylor, 1961-69

Yards Returned, Season

- 212 Richie Petitbon, 1962
- 182 J. C. Caroline, 1956
- 172 Don Kindt, 1953
- Roosevelt Taylor, 1963

Yards Returned, Game

- 101 Richie Petitbon, 12/9/62
- 96 Clyde (Bulldog) Turner, 10/26/47
- Roosevelt Taylor, 10/20/68
- 89 Bennie McRae, 10/24/65

Longest Interception Return

- 101 Richie Petitbon, (TD) 12/9/62
- 96 Clyde (Bulldog) Turner, (TD) 10/26/47
- Roosevelt Taylor, (TD) 10/20/68
- 89 Bennie McRae, (TD) 10/24/65

Touchdowns

Touchdowns, Lifetime

- 4 Bennie McRae, 1962-70
- 3 Richie Petitbon, 1959-68
- Roosevelt Taylor, 1961-69

Touchdowns, Season

- 2 Jerry Weatherly, 1950
- J. C. Caroline, 1956
- Bennie McRae, 1967

Touchdowns, Game

- 1 By many players. Last:
- Allan Ellis, 12/12/76

PUNTING

Punts

Punts, Lifetime

- 833 Bobby Joe Green 1962-73
- 386 Bob Parsons, 1972-77
- 343 Ed Brown, 1954-61
- 243 Fred (Curley) Morrison, 1950-53

Punts, Season

- 99 Bob Parsons, 1976
- 93 Bob Parsons, 1975
- 90 Bob Parsons, 1974
- 83 Bobby Joe Green, 1970

Punts, Game

- 14 Keith Molesworth, 12/10/33
- 11 Ed Brown, 11/29/59
- Bobby Joe Green, 12/2/73
- Bob Parsons, 12/12/76

Yards Punting

Yards Punting, Lifetime

- 35,057 Bobby Joe Green, 1962-73
- 14,697 Bob Parsons, 1972-77
- 13,912 Ed Brown, 1954-61
- 10,170 Fred (Curley) Morrison, 1950-53

Yards Punting, Season

- 3,726 Bob Parsons, 1976
- 3,625 Bob Parsons, 1975
- 3,408 Bob Parsons, 1974
- 3,395 Bobby Joe Green, 1970

Yards Punting, Game

- 517 Keith Molesworth, 12/10/33
- 476 Bob Parsons, 11/6/77
- 471 George Gulyanics, 11/14/48
- 441 Bob Parsons, 10/5/75

Longest Punt

- 94 Joe Lintzenich, 11/16/31
- 79 George McAfee, 11/17/40
- 78 Sid Luckman, 10/31/43

Average

Average, Lifetime (75+ punts)

- 44.53 George Gulyanics, 1947-52
- 42.09 Bobby Joe Green, 1962-73
- 41.85 Fred (Curley) Morrison, 1950-53

Average, Season (30+ punts)

- 46.47 Bobby Joe Green, 1963
- 44.52 Bobby Joe Green, 1964
- 44.22 George Gulyanics, 1948

Average, Game (4+ punts)

- 57.25 Fred (Curley) Morrison, 11/16/52
- 53.40 Ed Brown, 10/30/60
- 52.43 Bobby Joe Green, 12/1/63

Punts Had Blocked

Punts Had Blocked, Lifetime

- 5 Ed Brown, 1954-61
- 4 Fred (Curley) Morrison, 1950-53
- Bob Parsons, 1972-77

Punts Had Blocked, Season

- 2 Fred (Curley) Morrison, 1953
- Ed Brown, 1960
- Jon Kilgore, 1968
- Bob Parsons, 1977

Punts Had Blocked, Game

- 2 Jon Kilgore, 12/8/68
- 1 By many players. Last:
Bob Parsons, 11/20/77

PUNT RETURNS

Punt Returns, Lifetime

- 112 George McAfee, 1940-41, 45-50
- 104 Johnny Morris, 1958-67
- 86 Ron Smith, 1965, 70-72

Punt Returns, Season

- 42 Virgil Livers, 1975
- 36 Ike Hill, 1973

Punt Returns, Game

- 7 George McAfee, 10/15/50
- Ron Smith, 10/15/50
- Steve Schubert, 12/4/77
- 6 4 Players Tied

Fair Catches

Fair Catches, Lifetime

- 32 Gale Sayers, 1965-71
- 24 Cecil Turner, 1968-73
- 19 Johnny Morris, 1958-67

Fair Catches, Season

- 17 Cecil Turner, 1968
- 12 Dick Gordon, 1967
- 11 Gale Sayers, 1966

Fair Catches, Game

- 4 Cecil Turner, 10/28/68
- 3 5 Players Tied

Yards Returned

Yards Returned, Lifetime

- 1,431 George McAfee, 1940-41, 45-50
- 893 Johnny Morris, 1958-67
- 707 Virgil Livers, 1975-77
- 635 J. R. Boone, 1948-51

Yards Returned, Season

- 456 Virgil Livers, 1975
- 417 George McAfee, 1948
- 284 George McAfee, 1950

Yards Returned, Game

- 134 Gale Sayers, 12/12/65
- 108 George McAfee, 10/10/48
- 102 Ray (Scooter) McLean, 10/11/42

Longest Punt Return

- 89 Ray (Scooter) McLean, (TD) 10/11/42
- 85 Gale Sayers, (TD) 12/12/65
- 78 Johnny Morris, (TD) 10/11/59

Average Return

Average Return, Lifetime (25+)

- 14.81 Ray (Scooter) McLean, 1940-47
- 14.48 Gale Sayers, 1965-71

Average Return, Season (1+ Per Game)

- 15.80 Harry Clark, 1943
- 14.88 Gale Sayers, 1965

Highest Average Return, Game (3+)

- 36.00 George McAfee, 10/10/48
- 34.00 Ray (Scooter) McLean, 10/11/42
- 26.80 Gale Sayers, 12/12/65

Touchdowns

Touchdowns, Lifetime

- 3 Ray (Scooter) McLean, 1940-47
- 2 George McAfee, 1940-41, 45-50
- Gale Sayers, 1965-71

Touchdowns, Season

- 1 By many players.

Touchdowns, Game

- 1 By many players. Last:
Steve Schubert, vs. Det., 9/18/77

KICKOFF RETURNS

Kickoff Returns, Lifetime

- 108 Cecil Turner, 1968-73
- 91 Gale Sayers, 1965-71
- 85 Ron Smith, 1965, 70-72

Kickoff Returns, Season

- 31 Cecil Turner, 1971
- 30 Ron Smith, 1972

Kickoff Returns, Game

- 8 Brian Baschnagel, 11/6/77
- 6 Charlie Sumner, 11/27/55
Ron Smith 11/19/72
Brian Baschnagel, 11/13/77
- 5 9 Players Tied

Yards Returned**Yards Returned, Lifetime**

- 2,781 Gale Sayers, 1965-71
- 2,616 Cecil Turner, 1968-73
- 2,263 Ron Smith, 1965, 70-72

Yards Returned, Season

- 924 Ron Smith, 1972
- 754 Brian Baschnagel, 1976
- 752 Cecil Turner, 1970
- 718 Gale Sayers, 1966

Yards Returned, Game

- 208 Ron Smith, 11/19/72
- 185 Brian Baschnagel, 11/6/77
- 178 Ron Smith, 12/17/72
- 170 Gale Sayers, 10/17/65

Longest Kickoff Return

- 103 Gale Sayers, (TD) 9/17/67
- 100 Don Bingham, (TD) 11/18/56
- 99 Willie Galimore, (TD) 10/4/58

Average Return**Average Return, Lifetime (25+)**

- 30.56 Gale Sayers, 1965-71
- 26.62 Ron Smith, 1965, 70-72
- 25.58 Willie Galimore, 1957-63
- 25.21 Brian Baschnagel, 1976-77

Average Return, Season (1+ per game)

- 37.69 Gale Sayers, 1967
- 32.70 Cecil Turner, 1970
- 31.71 Walter Payton, 1975

Average Return, Game (3+)

- 52.00 Cecil Turner, 9/19/70
- 48.67 Dick Gordon, 9/16/66
- 48.33 Gale Sayers, 12/3/67

Touchdowns**Touchdowns, Lifetime**

- 6 Gale Sayers, 1965-71
- 4 Cecil Turner, 1968-73

Touchdowns, Season

- 4 Cecil Turner, 1970
- 3 Gale Sayers, 1967
- 2 Gale Sayers, 1966

Touchdowns, Game

- 1 By many players. Last:
Brian Baschnagel, 10/23/77

FUMBLES**Fumbles, Lifetime**

- 35 Rick Casares, 1955-64
- 34 Willie Galimore, 1957-63
Gale Sayers, 1965-71
- 28 Bobby Douglass, 1969-75

Fumbles, Season

- 14 Gary Huff, 1974
- 13 Carl Garrett, 1973
- 12 Chick Jagade, 1954
Rudy Bukich, 1965

Fumbles, Game

- 4 Hugh Gallarneau, 12/1/46
Rudy Bukich, 12/5/65
- 3 9 Players Tied

Total Fumbles Recovered**Fumbles Recovered, Lifetime**

- 27 Dick Butkus, 1965-73 (2-own, 25-opp)
- 21 Joe Fortunato, 1955-66 (21-opp)
- 17 Bill George, 1952-65 (1-own, 16-opp)

Fumbles Recovered, Season

- 7 Dick Butkus, 1965 (1-own, 6-opp)
Gary Huff, 1974 (7-own)
- 6 Don Kindt, 1947 (3-own, 3-opp)
Jack Concannon, 1970 (6-own)

Fumbles Recovered, Game

- 3 Gary Huff, (3-own) 9/15/74
Virgil Livers, (3-own) 10/5/75
- 2 By many players.

Own Fumbles Recovered**Own Fumbles Recovered, Lifetime**

- 13 Gale Sayers, 1965-71
- 10 Ed Brown, 1954-61
- 9 Johnny Morris, 1958-67
Ron Bull, 1962-70

Own Fumbles Recovered, Season

- 7 Gary Huff, 1974
- 6 Jack Concannon, 1970
- 5 Bobby Douglass, 1972

Own Fumbles Recovered, Game

- 3 Gary Huff, 9/15/74
Virgil Livers, 10/5/75

Opponents' Fumbles Recovered**Opponents' Fumbles Recovered, Lifetime**

- 25 Dick Butkus, 1965-73
- 21 Joe Fortunato, 1955-66
- 16 Bill George, 1952-65

Opponents' Fumbles Recovered, Season

- 6 Dick Butkus, 1965
- 5 Ed O'Bradovich, 1962
- 4 7 Players Tied

Opponents' Fumbles Recovered, Game

- 2 By many players. Last:
Ross Brupbacher, 11/21/76

Yards Returned (Total Fumbles)

Yards Returned, Lifetime

- 128 Charlie Sumner, 1955, 58-60 (128-opp)
111 Ed Sprinkle, 1944-55 (1-own, 110-opp)
84 Larry Brink, 1954 (84-opp)

Yards Returned, Season

- 101 Charlie Sumner, 1958 (101-opp)
84 Larry Brink, 1954 (84-opp)
62 Bill Garrett, 1950 (62-opp)

Yards Returned, Game

- 86 Charlie Sumner, 12/7/58
84 Larry Brink, 11/28/54
62 Bill Garrett, 11/5/50

Yards Returned (Own Fumbles)

Yards Returned, Lifetime

- 36 John Adams, 1959-62
24 Ike Hill, 1973-74
22 Ron Bull, 1962-70

Yards Returned, Season

- 36 John Adams, 1961
24 Ike Hill, 1973
21 Ron Bull, 1962

Yards Returned, Game

- 36 John Adams, 11/19/61
24 Ike Hill, 11/12/73
21 Ron Bull, 11/4/62

Longest Return, Own Fumble

- 36 John Adams, 11/19/61
24 Ike Hill, 11/12/73
21 Ron Bull, 11/4/62

Yards Returned (Opponents' Fumbles)

Yards Returned, Lifetime

- 128 Charlie Sumner, 1955, 58-60
110 Ed Sprinkle, 1944-55
84 Larry Brink, 1954

Yards Returned, Season

- 101 Charlie Sumner, 1958
84 Larry Brink, 1954
62 Bill Garrett, 1950

Yards Returned, Game

- 86 Charlie Sumner, 12/7/58
84 Larry Brink, 11/28/54
62 Bill Garrett, 11/5/50

Longest Return (Opponents' Fumble)

- 98 George Halas, (TD) 11/4/23

86 Charlie Sumner, (TD) 12/7/58

84 Larry Brink, (TD) 11/28/54

Touchdowns (Total Fumbles)

Touchdowns, Lifetime

- 2 Fred Evans, 1948 (2-opp)
Ken Kavanaugh, 1940-41, 45-50 (2-own)
Ed Sprinkle, 1944-55 (2-opp)
Mike Ditka, 1961-66 (2-own)

Touchdowns, Season

- 2 Fred Evans, 1948 (2-opp)

Touchdowns, Game

- 2 Fred Evans, (2-opp) 11/28/48
1 By many players. Last:
Dick Butkus, (opp) 10/28/73

Touchdowns (Own Fumbles)

Touchdowns, Lifetime

- 2 Ken Kavanaugh, 1940-41, 45-50
Mike Ditka, 1961-66

Touchdowns, Season

- 1 By many players.

Touchdowns, Game

- 1 By many players. Last:
Johnny Musso, 11/31/76

Touchdowns (Opponents' Fumbles)

Touchdowns, Lifetime

- 2 Fred Evans, 1948
Ed Sprinkle, 1944-55

Touchdowns, Season

- 2 Fred Evans, 1948

Touchdowns, Game

- 2 Fred Evans, 11/28/48
1 By many players. Last:
Dick Butkus, 10/28/73

TAKEAWAYS

(Interceptions and Opponents' Fumbles Recovered)

Takeaways, Lifetime

- 47 Dick Butkus, 1965-73
(22-int, 25-opp fum rec)
44 Richie Petitbon, 1959-68
(37-int, 7-opp fum rec)
37 Joe Fortunato, 1955-66
(16-int, 21-opp fum rec)

Takeaways, Season

- 12 Roosevelt Taylor, 1963
(9-int, 3-opp fum rec)
11 Dick Butkus, 1965
(5-int, 6-opp fum rec)

- 10 Richie Petitbon, 1963
(8-int, 2-opp fum rec)
Ross Brupbacher, 1977
(7-int, 3-opp fum rec)

Takeaways, Game

- 4 Bill George, (2-int, 2-opp fum rec)
12/3/61
3 9 Players Tied

COMBINED NET YARDS GAINED

(Includes Attempts and Yards Gained on Rushes,
Pass Receptions and Returns of Interceptions,
Punts, Kickoffs and Fumbles)

Attempts

Attempts, Lifetime

- 1,579 Rick Casares, 1955-64
1,234 Gale Sayers, 1965-71
977 Ron Bull, 1962-70

Attempts, Season

- 373 Walter Payton, 1977
327 Walter Payton, 1976
295 Gale Sayers, 1966
269 Gale Sayers, 1969
262 Rick Casares, 1956

Attempts, Game

- 41 Walter Payton, 11/20/77
37 Walter Payton, 11/7/76
34 Walter Payton, 11/13/77
Walter Payton, 12/11/77
33 Walter Payton, 12/4/77
32 Jon Arnett, 11/15/64
Jim Harrison, 10/23/72
31 Rick Casares, 11/18/56
Walter Payton, 9/19/76
30 Rick Casares, 10/9/60

Yards Gained

Yards Gained, Lifetime

- 9,435 Gale Sayers, 1965-71
8,276 Johnny Morris, 1958-67
7,308 Rick Casares, 1955-64

Yards Gained, Season

- 2,440 Gale Sayers, 1966
2,272 Gale Sayers, 1965
2,216 Walter Payton, 1977
1,689 Gale Sayers, 1967

Yards Gained, Game

- 339 Gale Sayers, vs. Minn., 12/18/66
336 Gale Sayers, vs. S.F., 12/12/65
300 Walter Payton, vs. N.O., 12/21/75

Team Records

OFFENSE WON-LOST

- + Winning Percentage, Season
1,000 1934 (13 games) 13-0
1942 (11 games) 11-0

- Winning Percentage, Season
.071 1969 (14 games) 1-13

Consecutive Games Won

- 17 Nov. 26, 1933-Dec. 2, 1934
16 Nov. 9, 1941-Dec. 6, 1942

Consecutive Games Without Losing

- 24 Nov. 9, 1941-Nov. 14, 1943

Consecutive Games Lost

- 8 Dec. 15, 1968-Nov. 2, 1969

Consecutive Games Without Winning

- 10 Nov. 23, 1929-Sept. 28, 1930

SCORING

Most Points, Season

- 409 1965 (14 games)
396 1941 (11 games)

Fewest Points, Season

- 133 1933 (13 games)
151 1932 (14 games)

Most Points, Game

- 61 vs. S.F., Dec. 12, 1965

Touchdowns

Most Touchdowns, Season

- 56 1941 (11 games)
54 1965 (14 games)

Fewest Touchdowns, Season

- 16 1933 (13 games)
18 1974 (14 games)

Most Touchdowns, Game

- 9 vs. S.F., Dec. 12, 1965

Extra Points

Most Extra Points, Season

- 52 1965 (14 games)
51 1948 (12 games)

Fewest Extra Points, Season

- 15 1933 (13 games)
16 1932 (14 games)

Extra Points Missed, Season

11 1939 (11 games)
1941 (11 games)

Extra Points (no misses), Season

37 1955 (12 games)

Extra Points, Game

8 vs. N.Y., Nov. 14, 1943
vs. Wash., Oct. 26, 1947

Extra Points Missed, Game

3 vs. Phil., Oct. 13, 1935 (3/6)
vs. N.Y., Nov. 8, 1936 (1/4)
vs. Pitt., Oct. 2, 1939 (2/5)
vs. Chi. Cards, Oct. 12, 1941 (5/8)
vs. Clev., Nov. 9, 1941 (1/4)

Field Goals**+ Field Goals, Season**

25 1968 (14 games)

- Field Goals, Season

0 1944 (10 games)
1947 (12 games)
Since 1961:

8 1969 (14 games)

Field Goals, Game

5 vs. Det., Dec. 3, 1961
vs. Phil., Oct. 20, 1968

Field Goals Attempted, Season

36 1968 (14 games)

Fewest Attempted, Season

0 1944 (10 games)
Since 1961:

13 1974 (14 games)

Field Goals Attempted, Game

7 vs. G.B., Nov. 17, 1963

Safeties**Most Safeties, Season**

2 1933 (13 games)
1938 (11 games)
1952 (12 games)
1969 (14 games)
1976 (14 games)

Most Safeties, Game

2 vs. Pitt., Nov. 9, 1969

FIRST DOWNS**+ First Downs, Season**

263 1947 (12 games)
257 1963 (14 games)
1965 (14 games)

- First Downs, Season

114 1937 (11 games)

115 1933 (13 games)

Since 1961:

175 1967 (14 games)

+ First Downs, Game

30 vs. N.Y. Yanks, Dec. 9, 1951

- First Downs, Game

2 vs. G.B., Dec. 10, 1933

Rushing**+ First Downs Rushing, Season**

141 1950 (12 games)
1951 (12 games)

- First Downs Rushing, Season

55 1970 (14 games)

+ First Downs Rushing, Game

19 vs. G.B., Nov. 6, 1955
vs. G.B., Oct. 30, 1977

- First Downs Rushing, Game

0 vs. Chi. Cards, Oct. 14, 1945
vs. Balt., Oct. 5, 1957

Passing**+ First Downs Passing, Season**

144 1954 (12 games)
141 1964 (14 games)

- First Downs Passing, Season

41 1940 (11 games)
48 1942 (11 games)
54 1972 (14 games)

+ First Downs Passing, Game

21 vs. Dall., Nov. 18, 1962

- First Downs Passing, Game

0 vs. G.B., Nov. 7, 1937
vs. G.B., Sept. 28, 1941

By Penalty**+ First Downs By Penalty, Season**

32 1963 (14 games)

- First Downs By Penalty, Season

5 1939 (11 games)
Since 1961:

12 1972 (14 games)
1977 (14 games)

First Downs By Penalty, Game

vs. Clev., Nov. 25, 1951

**NET YARDS GAINED
(RUSHING & PASSING)****+ Yards Gained, Season**

5,053 1947 (12 games)
4,897 1965 (14 games)

- Yards Gained, Season
2,641 1937 (11 games)
Since 1961:
3,129 1973 (14 games)
+ Yards Gained, Game
682 vs. N.Y. Giants, Nov. 14, 1943
- Yards Gained, Game
66 vs. Den., Dec. 5, 1971

RUSHING Attempts

Most Attempts, Season
599 1977 (14 games)
Fewest Attempts, Season
353 1954 (12 games)
1970 (14 games)
Most Attempts, Game
72 vs. Brk., Oct. 20, 1935
Fewest Attempts, Game
14 vs. Minn., Dec. 13, 1964

Yards Gained

Most Yards Gained, Season
2,847 1934 (13 games)
Fewest Yards Gained, Season
1,092 1970 (14 games)
Most Yards Gained, Game
408 vs. Brk., Oct. 20, 1935
Fewest Yards Gained, Game
1 vs. L.A., Oct. 26, 1952

Average Gain

Highest Average Gain, Season
5.19 1934 (13 games)
4.75 1968 (14 games)
Lowest Average Gain, Season
3.08 1953 (12 games)
3.09 1970 (14 games)
Highest Average Gain, Game
13.75 vs. Cin., Sept. 30, 1934
Lowest Average Gain, Game
0.03 vs. L.A., Oct. 26, 1952

Touchdowns

Most Touchdowns, Season
30 1941 (11 games)
27 1965 (14 games)
Fewest Touchdowns, Season
3 1933 (13 games)
1970 (14 games)
Most Touchdowns, Game
6 vs. Det., Oct. 19, 1941

PASSING Passes

Most Passes, Season
494 1964 (14 games)
Fewest Passes, Season
147 1937 (11 games)
Since 1961:
205 1972 (14 games)
Most Passes, Game
59 vs. N.Y. Giants, Oct. 23, 1949
Fewest Passes, Game
4 vs. Det., Oct. 15, 1967

Completions

Most Completions, Season
282 1964 (14 games)
Fewest Completions, Season
56 1937 (11 games)
Since 1961:
78 1972 (14 games)
Most Completions, Game
34 vs. N.Y. Giants, Oct. 23, 1949
Fewest Completions, Game
1 vs. G.B., Oct. 27, 1935
vs. Det., Nov. 25, 1937
vs. G.B., Sept. 18, 1938
vs. G.B., Sept. 28, 1941
vs. Phil., Dec. 10, 1972

Completion Percentage

Highest Percentage, Season
57.1 1964 (14 games)
Lowest Percentage, Season
29.7 1934 (13 games)
Highest Percentage, Game (10+ comp.)
78.9 vs. L.A., Nov. 26, 1961
Lowest Percentage, Game (10+ passes)
11.7 vs. Den., Dec. 12, 1976

Yards Passing (Net Since 1952)

Most Yards Passing, Season
3,104 1954 (12 games)
Fewest Yards Passing, Season
955 1934 (13 games)
1,108 1972 (14 games)
Most Yards Passing, Game
488 vs. N.Y. Giants, Nov. 14, 1943
Fewest Yards Passing, Game
-16 vs. Hous., Nov. 6, 1977

Times Sacked

Most Times Sacked, Season

55 1969 (14 games)

Fewest Times Sacked, Season

20 1963 (14 games)

Most Times Sacked, Game

9 vs. Minn., Nov. 2, 1969

vs. Den., Dec. 5, 1971

Yards Lost Attempting To Pass

+ Yards Lost, Season

439 1969 (14 games)

- Yards Lost, Season

109 1947 (12 games)

175 1972 (14 games)

+ Yards Lost, Game

70 vs. Den., Dec. 5, 1971

Touchdown Passes

+ Touchdown Passes, Season

29 1947 (12 games)

- Touchdown Passes, Season

5 1950 (12 games)

+ Touchdown Passes, Game

7 vs. N.Y., Nov. 14, 1943

Passes Had Intercepted

+ Passes Had Intercepted, Season

35 1947 (12 games)

1954 (12 games)

- Passes Had Intercepted, Season

11 1941 (11 games)

12 1945 (10 games)

1965 (14 games)

+ Passes Had Intercepted, Game

8 vs. Det., Sept. 22, 1968

Percentage, Intercepted

+ Percentage, Intercepted, Season /

14.95 1942 (11 games)

- Percentage, Intercepted, Season

3.32 1965 (14 games)

Average Gain Per Pass

+ Average Gain, Season

10.21 1941 (11 games)

- Average Gain, Season

4.97 1934 (13 games)

5.02 1969 (14 games)

PUNTING

Punts

Most Punts, Season

100 1976 (14 games)

94 1975 (14 games)

Fewest Punts, Season

32 1941 (11 games)

58 1965 (14 games)

Most Punts, Game

17 vs. G.B., Oct. 22, 1933

14 vs. G.B., Dec. 10, 1933

Fewest Punts, Game

0 vs. G.B., Nov. 6, 1955

vs. N.Y., Nov. 28, 1965

vs. Det., Oct. 1, 1972

Average

Highest Average, Season

46.47 1963 (14 games)

Lowest Average, Season

35.73 1945 (10 games)

+ Average, Game (4+ punts)

57.25 vs. L.A., Nov. 16, 1952

- Average, Game (4+ punts)

25.00 vs. Card-Pitt., Dec. 3, 1944

PUNT RETURNS

Most Returns, Season

60 1950 (12 games)

57 1970 (14 games)

Fewest Returns, Season

19 1968 (14 games)

Most Returns, Game

11 vs. Chi. Cards, Oct. 8, 1950

Fair Catches

Most Fair Catches, Season

28 1967 (14 games)

Fewest Fair Catches, Season

3 1975 (14 games)

Most Fair Catches, Game

6 vs. St. L., Oct. 31, 1966

vs. Minn., Dec. 10, 1967

Yards Returned

Most Yards, Season

781 1948 (12 games)

Fewest Yards, Season

81 1968 (14 games)

Most Yards, Game

151 vs. Chi. Cards, Oct. 12, 1941

Fewest Yards, Game

-6 vs. Minn., Dec. 19, 1965

Average Return**Highest Average, Season**

20.22 1941 (11 games)

Lowest Average, Season

3.40 1957 (12 games)

Touchdowns**Most Touchdowns, Season**

2 1941 (11 games)

Most Touchdowns, Game1 in many games. Last:
vs. Det., Sept. 18, 1977**KICKOFF RETURNS****Most Returns, Season**

74 1975 (14 games)

Fewest Returns, Season

20 1942 (11 games)

26 1963 (14 games)

Most Returns, Game

10 vs. Chi. Cards, Nov. 27, 1955

Fewest Returns, Game0 vs. Pitt., Oct. 26, 1941
vs. Clev., Nov. 29, 1942
vs. G.B., Nov. 7, 1943
vs. G.B., Sept. 26, 1948
vs. G.B., Sept. 25, 1949
vs. S.F., Nov. 19, 1950
vs. Balt., Oct. 10, 1954**Yards Returned****Most Yards, Season**

1,644 1975 (14 games)

Fewest Yards, Season

424 1963 (14 games)

Most Yards, Game

304 vs. G.B., Nov. 9, 1952

Fewest Yards, Game0 in many games. Last:
vs. Minn., Oct. 1, 1967**Average Return****Highest Average Return, Season**

29.38 1972 (14 games)

Lowest Average Return, Season

16.31 1963 (14 games)

Touchdowns**Most Touchdowns, Season**

4 1970 (14 games)

Most Touchdowns, Game2 vs. G.B., Sept. 22, 1940
vs. G.B., Nov. 9, 1952**FUMBLES****Most Fumbles, Season**

56 1938 (11 games)

Fewest Fumbles, Season

16 1963 (14 games)

Most Fumbles, Game

8 vs. Chi. Cards, Sept. 11, 1938

Total Fumbles Recovered**Most Recovered, Season**

51 1938 (11 games)

Fewest Recovered, Season

15 1943 (10 games)

20 1969 (14 games)

Most Recovered, Game8 vs. Clev., Nov. 24, 1940
vs. Balt., Dec. 5, 1965
vs. N.Y. Giants, Dec. 18, 1977**Own Fumbles Recovered****Most Own Recovered, Season**

37 1938 (11 games)

19 1942 (11 games)

Fewest Own Recovered, Season

5 1955 (12 games)

1963 (14 games)

Most Own Recovered, Game7 vs. Chi. Cards, Sept. 11, 1938
vs. N.Y. Giants, Dec. 18, 1977**Opponents' Fumbles Recovered****Most Opponents' Recovered, Season**

26 1952 (12 games)

24 1962 (14 games)

1965 (14 games)

Fewest Opponents' Recovered, Season

6 1943 (10 games)

11 1969 (14 games)

Most Opponents' Recovered, Game5 vs. Clev., Sept. 15, 1939
vs. Det., Nov. 22, 1942
vs. Phil., Oct. 12, 1947
vs. Chi. Cards, Dec. 14, 1952
vs. G.B., Nov. 6, 1955
vs. Chi. Cards, Nov. 29, 1959
vs. Den., Sept. 30, 1973

Fumbles Lost

Most Lost, Season

26 1973 (14 games)

Fewest Lost, Season

10 1956 (12 games)

1960 (12 games)

11 1963 (14 games)

Most Lost, Game

5 vs. Chi. Cards, Dec. 1, 1940

vs. Chi. Cards, Dec. 7, 1941

vs. G.B., Nov. 9, 1947

vs. Det., Nov. 23, 1952

vs. Det., Dec. 14, 1958

vs. Dall., Sept. 16, 1973

Touchdowns

(Total Fumbles Recovered)

Touchdowns (Total Fumbles), Season

5 1942 (11 games)

Touchdowns (Total Fumbles), Game

2 vs. Wash., Nov. 28, 1948

PENALTIES

Most Penalties, Season

122 1948 (12 games)

Fewest Penalties, Season

57 1955 (12 games)

69 1962 (14 games)

Most Penalties, Game

22 vs. Phil., Nov. 26, 1944

Fewest Penalties, Game

0 vs. Clev., Oct. 9, 1938

vs. Minn., Oct. 23, 1972

Yards Penalized

Most Yards Penalized, Season

1,194 1968 (14 games)

Fewest Yards Penalized, Season

498 1955 (12 games)

574 1972 (14 games)

Most Yards Penalized, Game

170 vs. Phil., Nov. 26, 1944

Fewest Yards Penalized, Game

0 vs. Clev., Oct. 9, 1938

vs. Minn., Oct. 23, 1972

DEFENSE

SCORING

Most Points Allowed, Season

379 1964 (14 games)

1975 (14 games)

Fewest Points Allowed, Season

44 1932 (14 games)

Most Points Allowed, Game

53 vs. Chi. Cards, Nov. 27, 1955

Touchdowns

Most TDs Allowed, Season

48 1975 (14 games)

Fewest TDs Allowed, Season

6 1932 (14 games)

Most TDs Allowed, Game

7 vs. Chi. Cards, Nov. 27, 1955

vs. Balt., Oct. 4, 1958

vs. G.B., Sept. 30, 1962

vs. Balt., Sept. 27, 1964

vs. S.F., Sept. 19, 1965

Extra Points

Most Allowed, Season

47 1975 (14 games)

Fewest Allowed, Season

4 1932 (14 games)

Most Missed by Opponents, Season

6 1955 (12 games)

Most Allowed, Game

7 vs. G.B., Sept. 30, 1962

vs. Balt., Sept. 27, 1964

Most Missed by Opponents, Game

3 vs. Clev., Nov. 24, 1940 (1/4)

Field Goals

Most FGs Allowed, Season

25 1973 (14 games)

Fewest FGs Allowed, Season

0 1932 (14 games)

1942 (11 games)

Most FGs Allowed, Game

5 vs. Wash., Nov. 14, 1971

vs. Minn., Sept. 23, 1973

Most Opponents' FGs Attempted, Season

41 1971 (14 games)

Fewest Opponents' FGs Attempted, Season

2 1942 (11 games)

17 1963 (14 games)

Most Opponents' FGs Attempted, Game

7 vs. Dall., Nov. 24, 1968

Safeties

Most Allowed, Season

2 in 7 seasons. Last:

1974 (14 games)

Most Allowed, Game

1 in many games. Last:
vs. L.A., Oct. 17, 1976

FIRST DOWNS**Most Allowed, Season**

282 1975 (14 games)

Fewest Allowed, Season

98 1942 (11 games)
196 1963 (14 games)

Most Allowed, Game

30 vs. L.A., Oct. 24, 1954

Fewest Allowed, Game

3 vs. Clev., Oct. 9, 1938
vs. Det., Nov. 23, 1941

Rushing**Most Allowed, Season**

138 1973 (14 games)

Fewest Allowed, Season

35 1942 (11 games)
80 1961 (14 games)

Most Allowed, Game

19 vs. Minn., Oct. 17, 1965
vs. Den., Dec. 12, 1976

Fewest Allowed, Game

0 vs. Clev., Oct. 10, 1937
vs. Chi. Cards, Dec. 6, 1942
vs. Det., Oct. 28, 1945

Passing**Most Allowed, Season**

143 1975 (14 games)

Fewest Allowed, Season

33 1943 (10 games)

Most Allowed, Game

18 vs. Det., Nov. 5, 1950
vs. Dall., Oct. 31, 1971

Fewest Allowed, Game

0 vs. N.Y., Oct. 31, 1937
vs. Clev., Oct. 9, 1938
vs. Det., Oct. 30, 1938
vs. Det., Nov. 24, 1938
vs. Det., Nov. 23, 1941
vs. Wash., Nov. 21, 1943
vs. Pitt., Nov. 25, 1945
vs. G.B., Sept. 25, 1949

By Penalty**Most Allowed, Season**

36 1968 (14 games)

Fewest Allowed, Season

10 1953 (12 games)
Since 1961:

18 1963 (14 games)
1970 (14 games)
1971 (14 games)
1976 (14 games)

Most Allowed, Game

7 vs. Phil., Nov. 26, 1944

**NET YARDS ALLOWED
(RUSHING & PASSING)****Most Yards Allowed, Season**

4,576 1975 (14 games)

Fewest Yards Allowed, Season

1,703 1942 (11 games)
3,176 1963 (14 games)

Most Yards Allowed, Game

557 vs. L.A., Oct. 24, 1954

Fewest Yards Allowed, Game

54 vs. Pitt., Oct. 2, 1939

RUSHING**Attempts****Most Opp. Attempts, Season**

563 1973 (14 games)

Fewest Opp. Attempts, Season

294 1942 (11 games)
400 1965 (14 games)

Most Opp. Attempts, Game

59 vs. Den., Dec. 12, 1976

Fewest Opp. Attempts, Game

13 vs. L.A., Oct. 11, 1964

Yards Allowed**Most Yards Allowed, Season**

2,509 1973 (14 games)

Fewest Yards Allowed, Season

519 1942 (11 games)

Most Yards Allowed, Game

393 vs. Det., Nov. 26, 1936

Fewest Yards Allowed, Game

-17 vs. Chi. Cards, Dec. 6, 1942

Average Gain**Highest Opp. Gain, Season**

5.28 1955 (12 games)

Lowest Opp. Gain, Season

1.77 1942 (11 games)

Highest Opp. Gain, Game

8.03 vs. Clev., Nov. 25, 1951

Lowest Opp. Gain, Game

-0.89 vs. Chi. Cards, Dec. 6, 1942

Touchdowns**Most TDs Allowed, Season**

25 1975 (14 games)

Fewest TDs Allowed, Season

3 1932 (14 games)

Most TDs Allowed, Game5 vs. G.B., Sept. 30, 1962
vs. G.B., Nov. 4, 1962**PASSING****Passes****Most Opp. Passes, Season**

444 1965 (14 games)

Fewest Opp. Passes, Season

187 1933 (13 games)

296 1969 (14 games)

Most Opp. Passes, Game

54 vs. S.F., Nov. 13, 1966

Fewest Opp. Passes, Game3 vs. N.Y., Nov. 17, 1935
vs. Det., Nov. 28, 1935**Completions****Most Comp. Allowed, Season**

233 1970 (14 games)

Fewest Comp. Allowed, Season

59 1935 (12 games)

150 1969 (14 games)

Most Comp. Allowed, Game

29 vs. L.A., Nov. 26, 1950

Fewest Comp. Allowed, Game0 Chi. Cards, Oct. 15, 1933
vs. Bos., Nov. 5, 1933
vs. G.B., Sept. 25, 1949**Completion Percentage****Highest Opp. Percentage, Season**

59.1 1970 (14 games)

Lowest Opp. Percentage, Season

30.4 1935 (12 games)

Highest Opp. Percentage, Game (10+ comp.)

86.7 vs. Balt., Sept. 27, 1964

Lowest Opp. Percentage, Game (10+ pass.)

0.0 vs. G.B., Sept. 25, 1949

Yards Passing (Net Since 1952)**Most Yards Allowed, Season**

2,797 1961 (14 games)

Fewest Yards Allowed, Season

691 1933 (13 games)

1,674 1973 (14 games)

Most Yards Allowed, Game

411 vs. Wash., Oct. 26, 1947

Fewest Yards Allowed, Game

-12 vs. G.B., Nov. 4, 1973

-1 vs. Pitt., Nov. 25, 1945

Sacks**Most Sacks, Season**

49 1976 (14 games)

Fewest Sacks, Season

23 1972 (14 games)

Most Sacks, Game

9 vs. G.B., Dec. 13, 1970

Yards Lost Att. To Pass**Most Opp. Lost, Season**

479 1957 (12 games)

Fewest Opp. Lost, Season

154 1953 (12 games)

Most Opp. Lost, Game

107 vs. Det., Nov. 20, 1960

Touchdown Passes**Most Allowed, Season**

27 1961 (14 games)

1964 (14 games)

Fewest Allowed, Season

2 1934 (13 games)

7 1977 (14 games)

10 1963 (14 games)

Most Allowed, Game4 in many games. Last:
vs. Mia., Nov. 2, 1975**Percentage, Had Intercepted****Highest Opp. Pct., Had Intercepted, Season**

19.07 1935 (12 games)

Lowest Opp. Pct., Had Intercepted, Season

2.73 1964 (14 games)

Average Gain**Highest Opp. Gain, Season**

8.69 1968 (14 games)

Lowest Opp. Gain, Season

3.57 1934 (13 games)

INTERCEPTIONS BY

Most Interceptions, Season

- 37 1935 (12 games)
- 36 1963 (14 games)

Fewest Interceptions, Season

- 10 1960 (12 games)
- 1964 (14 games)

Most Interceptions By, Game

- 7 vs. G.B., Sept. 22, 1940
- vs. Det., Nov. 22, 1942
- vs. Chi. Cards, Dec. 5, 1954
- vs. St. L., Sept. 19, 1967

Yards Returned

Most Yards, Season

- 585 1941 (11 games)
- 537 1963 (14 games)

Fewest Yards, Season

- 107 1945 (10 games)
- 111 1960 (12 games)
- 129 1970 (14 games)

Most Yards, Game

- 149 vs. L.A., Oct. 11, 1964

Touchdowns

Most Touchdowns, Season

- 4 1939 (11 games)
- 1950 (12 games)
- 1963 (14 games)

Most Touchdowns, Game

- 2 vs. Phil., Oct. 2, 1938
- vs. Chi. Cards, Nov. 26, 1939
- vs. Phil., Nov. 30, 1941

PUNTING

Punts

Most Opp. Punts, Season

- 93 1977 (14 games)
- 87 1950 (12 games)
- 1970 (14 games)

Fewest Opp. Punts, Season

- 42 1945 (10 games)
- Since 1961:
- 62 1964 (14 games)
- 1972 (14 games)

Most Opp. Punts, Game

- 15 vs. N.Y., Nov. 17, 1935

Fewest Opp. Punts, Game

- 0 vs. Det., Dec. 2, 1956
- vs. G.B., Sept. 24, 1967

Average

Highest Opp. Average, Season

- 46.58 1964 (14 games)

Lowest Opp. Average, Season

- 36.29 1976 (14 games)

Highest Opp. Average, Game (4+ punts)

- 54.50 vs. S.F., Nov. 19, 1961

Lowest Opp. Average, Game (4+ punts)

- 25.50 vs. Pitt., Nov. 30, 1958

PUNT RETURNS

Most Opp. Returns, Season

- 58 1974 (14 games)

Fewest Opp. Returns, Season

- 20 1941 (11 games)

Most Opp. Returns, Game

- 9 vs. Chi. Cards, Nov. 29, 1959

Fair Catches

Most Opp. Fair Catches, Season

- 26 1972 (14 games)
- 1973 (14 games)

Fewest Opp. Fair Catches, Season

- 8 1974 (14 games)

Most Opp. Fair Catches, Game

- 6 vs. G.B., Dec. 16, 1973

Yards Allowed

Most Yards Allowed, Season

- 633 1974 (14 games)

Fewest Yards Allowed, Season

- 106 1969 (14 games)

Most Yards Allowed, Game

- 147 vs. G.B., Nov. 8, 1959

Average Return

Highest Opp. Return, Season

- 17.00 1941 (11 games)

Lowest Opp. Return, Season

- 3.79 1969 (14 games)

Touchdowns

Most Allowed, Season

- 2 1933 (13 games)
- 1941 (11 games)
- 1947 (12 games)
- 1952 (12 games)
- 1954 (12 games)

Most Allowed, Game

- 1 in many games. Last:
- vs. G.B., Nov. 10, 1974

KICKOFF RETURNS

Most Opp. Returns, Season

72 1965 (14 games)

Fewest Opp. Returns, Season

32 1971 (14 games)

Most Opp. Returns, Game

9 vs. Bos., Nov. 21, 1948
vs. Balt., Oct. 21, 1956

Fewest Opp. Returns, Game

0 in 9 games. Last:
vs. G.B., Dec. 16, 1973

Yards Allowed

Most Allowed, Season

1,583 1965 (14 games)

Fewest Allowed, Season

435 1940 (11 games)
700 1945 (10 games)
1974 (14 games)

Most Allowed, Game

254 vs. L.A., Oct. 13, 1963

Average Return

Highest Opp. Return, Season

27.81 1960 (12 games)

Lowest Opp. Return, Season

15.98 1946 (11 games)
17.54 1947 (12 games)
17.93 1968 (14 games)
17.94 1976 (14 games)

Touchdowns

Most TDs Allowed, Season

1 in many seasons.

Most TDs Allowed, Game

1 in many games. Last:
vs. Hous., Nov. 6, 1977

FUMBLES

Most Opp. Fumbles, Season

44 1952 (12 games)

Fewest Opp. Fumbles, Season

13 1960 (12 games)

Most Opp. Fumbles, Game

7 vs. Brk., Oct. 20, 1935
vs. Wash., Nov. 13, 1938
vs. Chi. Cards, Nov. 26, 1939
vs. Clev., Nov. 24, 1940
vs. Bos., Nov. 21, 1948
vs. L.A., Nov. 16, 1952
vs. L.A., Nov. 15, 1964
vs. L.A., Sept. 16, 1966

PENALTIES

Most Opp. Penalties, Season

102 1951 (12 games)

Fewest Opp. Penalties, Season

34 1942 (11 games)
42 1941 (11 games)
Since 1961:
65 1962 (14 games)

Most Opp. Penalties, Game

21 vs. Clev., Nov. 25, 1951

Fewest Opp. Penalties, Game

0 in 13 games. Last:
vs. Minn., Dec. 3, 1972

Yards Penalized

Most Opp. Penalized, Season

1,022 1951 (12 games)

Fewest Opp. Penalized, Season

110 1937 (11 games)

Most Opp. Penalized, Game

209 vs. Clev., Nov. 25, 1951

Fewest Opp. Penalties, Game

0 in 13 games. Last:
vs. Minn., Dec. 3, 1972



CASARES



GALIMORE



PETITBON



McRAE

Player	Seasons	No.	Yards	Avg.	TD
Richie Patton	1959-68	37	643	17.4	3
Bennie McRae	1962-70	27	485	18.0	4
Dave Whitsel	1961-66	26	397	15.3	2
George McAfee	1940-41, 45-50	25	350	14.0	2
J. C. Caroline	1956-65	24	405	16.9	2
Roosevelt Taylor	1961-69	23	414	18.0	3
Dick Butkus	1965-73	22	166	7.5	1
Don Kindt	1947-55	21	348	16.6	1
Doug Buffone	1966-77	19	178	9.4	0
Ray (Scooter) McLean	1940-47	18	258	14.3	0
Bill George	1952-65	18	144	8.0	0
Allan Ellis	1973-77	18	118	6.6	1
Sid Luckman	1939-50	17	310	18.2	2
Clyde (Julideo) Turner	1940-52	17	298	17.5	2
Noah Mullins	1946-48	16	308	19.3	1
Charlie Sumner	1955, 58-60	16	251	15.7	0
Joe Fortunato	1955-66	16	156	9.8	1
Joe Taylor	1967-74	15	178	11.9	0

CAREER LEADING INTERCEPTORS

Player	Seasons	Avg.	Yards	TD
Rick Casares	1955-64	1,366	5,657	49
Gale Sayers	1965-71	991	4,956	39
Walter Payton	1975-77	846	3,921	34
Willie Galtmore	1957-63	670	2,985	26
Ron Bull	1962-70	787	2,871	9
Bronko Nagurski	1930-37, 43	633	2,778	18
Bobby Douglass	1969-75	373	2,470	20
Ray Nolting	1936-43	508	2,285	10
George Guyanics	1947-52	509	2,081	19
Gary Farnighetti	1938-45	505	1,927	20
Beattie Feathers	1934-37	320	1,846	14
Bill Osmanski	1939-43, 46-47	368	1,753	20
George McAfee	1940-41, 45-50	341	1,685	22
Jack Manders	1933-40	451	1,586	11
Roland Harper	1975-77	367	1,536	3
Hugh Gallimore	1941-42, 45-47	343	1,421	26
John Hoffman	1949-56	317	1,366	7
Joe Maniaci	1938-41	260	1,295	12
Harry Clark	1940-43	262	1,209	8
Gene Ronzani	1933-38, 44-45	260	1,153	1
Julie Rykovich	1949-51	293	1,133	17
John (Kay) Dottley	1951-53	250	1,122	7
Keith Molesworth	1931-37	348	1,105	7
Jim Harrison	1971-74	308	1,099	4
Bobby Watkins	1955-57	235	1,041	11
Johnny Morris	1958-67	224	1,040	5
Fred (Curley) Morrison	1950-53	285	1,022	6
Joe Marconi	1962-66	275	1,002	9
Carl Garrett	1973-74	271	1,001	6

CAREER LEADING RUSHERS

Player	Seasons	Avg.	Yards	TD
--------	---------	------	-------	----

CAREER LEADING SCORERS

100+ Points

— TOUCHDOWNS —

Player	Seasons	Rush.	Rec.	Ret.	XP	FG	Pts.
George Blanda	1949-58	5	0	0	247/250	88/201	541
Mac Percival	1967-73	0	0	0	159/162	99/182	456
Roger Leclerc	1960-66	0	0	0	152/158	75/146	377
Jack Manders	1933-40	11	6	2	133/x	40/x	367
Rick Casares	1955-64	49	10	0	0	0	354
Gale Sayers	1965-71	39	9	8	0	0	336
Ken Kavanaugh	1940-41, 45-50	0	50	2	1/1	0	313
Johnny Lujack	1948-51	21	0	0	130/136	4/9	268
Harlon Hill	1954-61	0	40	0	0	0	240
George McAfee	1940-41, 45-50	22	11	6	0	0	234
Ray (Scooter) McLean	1940-47	6	21	3	45/54	0/1	225
Willie Galimore	1957-63	26	10	1	0	0	222
Johnny Morris	1958-67	5	31	1	0	0	222
Mike Ditka	1961-66	0	34	2	0	0	216
Walter Payton	1975-77	34	2	0	0	0	216
Hugh Gallarneau	1941-42, 45-47	26	7	2	0	0	210
Dick Gordon	1965-71	0	35	0	0	0	210
Bob Thomas	1975-77	0	0	0	72/82	39/75	189
Bill McColi	1952-59	0	25	1	0	0	156
Jim Keane	1946-51	0	23	0	0	0	138
Gary Famiglietti	1938-45	20	1	0	1/2	0	127
Bill Osmanski	1939-43, 46-47	20	1	0	0	0	126
George Goulvanics	1947-52	19	2	0	0	0	126
Bobby Douglass	1969-75	20	0	0	1/1	0	121
Bill Karr	1933-38	1	18	1	0	0	120
Joe Maniaci	1938-41	12	0	2	24/25	3/6	117
Harry Clark	1940-43	8	9	2	1/1	0	115
Julie Rykovich	1949-51	17	2	0	0	0	114
Bronko Nagurski	1930-37, 43	18	0	0	4/x	0	112
George Wilson	1937-46	0	15	3	0	0	108
Billy Stone	1951-54	8	10	0	0	0	108
John Hoffman	1949-56	7	9	1	0	0	104
John Aveni	1959-60	0	0	0	51/57	17/35	102

x—complete figures unavailable.

*includes safety.

CAREER LEADING PUNT RETURNERS

20+ Punt Returns

Player	Seasons	No.	Yards	Avg.	TD
Ray (Scooter) McLean	1940-47	42	622	14.8	3
Gale Sayers	1965-71	27	391	14.5	2
George McAfee	1940-41, 45-50	112	1,431	12.8	2
Noah Mullins	1946-48	20	236	11.8	0
J. R. Boone	1948-51	56	635	11.3	0
Hugh Gallarneau	1941-42, 45-47	24	243	10.1	0
Virgil Livers	1975-77	76	707	9.3	0
Johnny Morris	1958-67	104	893	8.6	1
Steve Schubert	1975-77	51	399	7.8	1
Wilford White	1951-52	37	248	6.7	0
Jon Arnett	1964-66	45	298	6.6	0
Eddie Macon	1952-53	24	142	5.9	0

CAREER LEADING RECEIVERS 100+ Pass Receptions

Player	Seasons	No.	Yards	Avg.	TD
Johnny Morris	1958-67	356	5,059	14.2	31
Mike Ditka	1961-66	316	4,503	14.3	34
Dick Gordon	1965-71	238	3,550	14.9	35
Harlon Hill	1954-61	226	4,616	20.4	40
Jim Dooley	1952-54, 56-57, 59-62	211	3,172	15.0	16
Jim Keane	1946-51	206	3,031	14.7	23
Bill McColl	1952-59	201	2,815	14.0	25
Rick Casares	1955-64	182	1,538	8.5	10
Ron Bull	1962-70	163	1,404	8.6	4
Ken Kavanaugh	1940-41, 45-50	162	3,626	22.4	50
John Hoffman	1949-56	136	1,870	13.8	9
George Farmer	1970-75	113	1,909	16.9	10
Gale Sayers	1965-71	112	1,307	11.7	9
George Wilson	1937-46	111	1,342	12.1	15
Bob Wallace	1968-72	109	1,403	12.9	9
Gene Schroeder	1951-52, 54-57	104	1,870	18.0	13
Ray (Scooter) McLean	1940-47	103	2,232	21.7	21
Billy Stone	1951-54	100	1,374	13.7	10

CAREER LEADING KICKOFF RETURNERS 20+ Kickoff Returns

Player	Seasons	No.	Yards	Avg.	TD
Gale Sayers	1965-71	91	2,781	30.6	6
Eddie Macon	1952-53	22	672	30.6	0
Harry Clark	1940-43	23	643	28.0	0
Frank Minini	1947-48	23	631	27.4	0
Ron Smith	1965, 70-72	85	2,263	26.6	1
Leon Campbell	1952-54	24	638	26.6	1
Ken Grandberry	1974	22	568	25.8	0
Willie Galimore	1957-63	43	1,100	25.6	1
Brian Baschnagel	1976-77	52	1,311	25.2	1
Charlie Bivins	1960-66	62	1,531	24.7	0
Cecil Turner	1968-73	108	2,616	24.2	4
Roosevelt Taylor	1961-69	25	598	23.9	0
Ron Drzewiecki	1955, 57	38	906	23.8	0
Jon Arnett	1964-66	22	520	23.6	0
Ike Hill	1973-74	27	637	23.6	1
Dick Gordon	1965-71	58	1,362	23.5	0
Johnny Morris	1958-67	54	1,267	23.5	0
Chuck Hunsinger	1950-52	31	717	23.1	0
Fred (Curley) Morrison	1950-53	31	698	22.5	0
Ray (Scooter) McLean	1940-47	22	492	22.4	0

CAREER LEADING PUNTERS 70+ Punts

Player	Seasons	No.	Yards	Avg.
George Gulyanics	1947-52	113	5,032	44.5
Bobby Joe Green	1962-73	833	35,057	42.1
Fred (Curley) Morrison	1950-53	243	10,170	41.9
Ed Brown	1954-61	343	13,912	40.6
Edmund (Zeke) Bratkowski	1954, 57-60	76	3,023	39.8

CAREER LEADING PASSERS 200+ passes

Player	Seasons	No.	Comp.	Pct.	Yards	Avg. Gain	TD.	Pct. TD.	Int.	Rating*
Sid Luckman	1939-50	1,744	904	51.8	14,686	8.42	137	7.9	132	75.0
Bill Wade	1961-66	1,407	767	54.5	9,958	7.08	68	4.8	66	73.4
Rudy Buiick	1958-59, 62-68	878	474	54.0	6,254	7.12	46	5.2	45	72.8
Johnny Lujack	1948-51	808	404	50.0	6,295	7.79	41	5.1	54	65.3
Ed Brown	1954-61	1,246	607	48.7	9,688	7.78	63	5.1	88	62.5
Bernie Masterson	1934-40	409	156	38.1	3,366	8.23	34	8.3	38	57.1
Jack Concannon	1967-71	951	486	51.1	5,222	5.49	31	3.3	52	55.6
Bob Avellini	1975-77	690	339	49.1	4,526	6.56	25	3.6	44	55.6
George Blanda	1949-58	988	445	45.0	5,936	6.01	48	4.9	70	51.4
Keith Moleworth	1931-37	226	86	38.1	1,486	6.58	17	7.5	19	51.3
Gary Huff	1973-76	614	310	50.5	3,271	5.33	12	2.0	34	50.1
Bobby Douglass	1968-75	895	376	42.0	4,932	5.51	30	3.4	51	47.6
Edmund (Zeke) Bratkowski	1954, 57-60, 72	537	263	49.0	3,639	6.78	24	4.5	58	46.6
Steve Romanik	1950-53	237	93	39.2	1,572	6.63	7	3.0	22	33.6

*based on official NFL rating system.

ANNUAL INTERCEPTION LEADERS

Year	Player	No.	Yards
1977	Ellis, Allan	6	23
1976	Brupbacher, Ross	7	49
1975	Clemons, Craig	2	109
	Plank, Doug	2	50
	Livers, Virgil	2	40
	Ellis, Allan	2	4
1974	Clemons, Craig	4	84
1973	Lyle, Garry	5	62
1972	Ford, Charlie	7	104
1971	Ford, Charlie	5	46
1970	Buffone, Doug	4	33
1969	Taylor, Joe	3	37
	Daniels, Dick	3	37
	Youngblood, George	3	22
1968	McRae, Bennie	4	41
1967	McRae, Bennie	5	94
	Petitbon, Richie	5	93
	Taylor, Roosevelt	5	19
1966	Petitbon, Richie	4	34
1965	Butkus, Dick	5	84
1964	Caroline, J. C.	2	84
	Whitsell, Dave	2	57
	Taylor, Roosevelt	2	45
	McRae, Bennie	2	44
	George, Bill	2	28
1963	Taylor, Roosevelt	9	172
1962	Petitbon, Richie	6	212
1961	Whitsell, Dave	6	123
1960	Caroline, J. C.	3	31
1959	Barnes, Erich	5	67
1958	Sumner, Charles	6	67
1957	Johnson, Jack	4	36
1956	Caroline, J. C.	6	182
1955	Sumner, Charles	7	162
1954	Whitman, S. J.	5	117
1953	Kindt, Don	6	172
1952	Dooley, Jim	5	30
1951	Schroeder, Gene	5	62
1950	Davis, Harper	5	59
1949	McAfee, George	6	76
1948	Lujack, Johnny	8	131
1947	Mullins, Noah	6	113
1946	Farris, Tom	4	43
1945	Margarita, Bob	6	79
1944	Grygo, Al	4	79
1943	Clark, Harry	5	32
1942	Turner, Clyde	8	96
1941	McAfee, George	6	78
1940	Clark, Harry	4	62
	Farnigietti, Gary	4	18
	McAfee, George	4	50

ANNUAL PASSING LEADERS

Year	Player	Yards	Comp.	TD	INT.	Rating
1977	Avellini, Bob	293	194	11	18	61.7
1976	Avellini, Bob	271	118	8	15	49.7
1975	Avellini, Bob	126	67	6	11	57.4
1974	Huff, Gary	205	114	3	9	57.1
1974	Huff, Gary	283	142	6	17	50.4
1973	Douglass, Bobby	174	81	5	7	59.2
1972	Douglass, Bobby	198	75	9	12	49.5
1971	Douglass, Bobby	225	91	7	15	38.7
1970	Concannon, Jack	385	194	16	18	61.6
1969	Concannon, Jack	150	87	8	8	81.3
1969	Concannon, Jack	148	68	5	8	50.9
1968	Concannon, Jack	143	71	5	9	49.8
1967	Concannon, Jack	186	92	6	14	51.0
1966	Burick, Rudy	309	147	10	21	49.1
1965	Burick, Rudy	312	176	20	9	93.6
1964	Burick, Rudy	160	99	12	7	89.0
1963	Wade, Bill	356	192	15	12	89.0
1962	Wade, Bill	412	225	18	24	70.2
1961	Wade, Bill	250	139	13	13	93.7
1960	Brown, Ed	149	59	7	11	50.1
1959	Brown, Ed	247	125	10	10	77.0
1958	Brown, Ed	218	102	10	17	51.0
1957	Brown, Ed	185	84	6	16	44.5
1956	Brown, Ed	168	96	11	12	83.1
1955	Brown, Ed	164	85	9	10	71.4
1954	Bratkowski, Zeké	130	67	8	8	60.9
1953	Blanda, George	362	169	14	24	51.4
1952	Romanik, Steve	126	49	4	11	34.5
1951	Lujack, Johnny	176	85	8	8	59.9
1950	Lujack, Johnny	254	121	22	21	40.9
1949	Lujack, Johnny	312	162	23	22	75.9
1948	Luckman, Sid	163	89	13	14	65.2
1947	Luckman, Sid	323	176	24	31	67.6
1946	Luckman, Sid	229	110	17	16	70.8
1945	Luckman, Sid	217	117	10	10	82.6
1944	Luckman, Sid	143	71	11	11	66.8
1943	Luckman, Sid	202	110	28	12	107.8
1942	Luckman, Sid	105	57	10	13	80.0
1941	Luckman, Sid	119	68	6	9	60.7
1940	Luckman, Sid	105	48	6	9	55.6
1938	Masterson, Bernie	113	44	5	9	49.6
1937	Masterson, Bernie	112	46	7	7	55.8

BUKICH



WADE



BROWN



LUJACK



ANNUAL SCORING LEADERS

Year	Player	TD	PAT	FG	Pts.
1977	Payton, Walter	16	0	0	96
1976	Payton, Walter	13	0	0	78
1975	Thomas, Bob	0	18	13	57
1974	Roder, Mirro	0	18	13	57
1973	Roder, Mirro	0	11	8	35
1972	Percival, Mac	0	26	12	62
1971	Percival, Mac	0	18	15	63
1970	Percival, Mac	0	28	20	88
1969	Percival, Mac	0	26	8	50
1968	Percival, Mac	0	25	25	100
1967	Sayers, Gale	12	0	0	72
1966	LeClerc, Roger	0	24	18	78
1965	Sayers, Gale	22	0	0	132
1964	Morris, Johnny	10	0	0	60
1963	Ditka, Mike	8	0	0	48
1962	LeClerc, Roger	0	36	13	75
1961	Ditka, Mike	12	0	0	72
1960	Aveni, John	0	23	7	44
1959	Casares, Rick	12	0	0	72
1958	Galimore, Willie	12	0	0	72
1957	Blanda, George	1	23	14	71
1956	Casares, Rick	14	0	0	84
1955	Blanda, George	2	37	11	82
1954	Hill, Harlon	12	0	0	72
1953	Blanda, George	0	27	7	48
1952	Blanda, George	1	30	6	54
1951	Lujack, Johnny	7	10	0	52
1950	Lujack, Johnny	11	34	3	109
1949	Lujack, Johnny	2	42	1	57
1948	Lujack, Johnny	1	44	0	50
1947	Kavanaugh, Ken	13	0	0	78
1946	Gallarneau, Hugh	8	0	0	48



PERCIVAL



TURNER

ANNUAL KICKOFF RETURN LEADERS

Year	Player	No.	Yards	Avg.	Year	Player	No.	Yards	Avg.
1977	Baschnagel, Brian	23	557	24.2	1958	Morns, Johnny	16	399	24.9
1976	Baschnagel, Brian	29	754	26.0	1957	Drzewiecki, Ron	13	315	24.2
1975	Payton, Walter	14	444	31.7	1956	Bingham, Don	17	444	26.1
1974	Grandberry, Ken	22	568	25.8	1955	Drzewiecki, Ron	25	591	23.6
1973	Hill, Ike	27	637	23.6	1954	Jagade, Chick	11	195	17.7
1972	Smith, Ron	30	924	30.8	1953	Macon, Ed	13	373	28.7
1971	Smith, Ron	26	671	25.8	1952	Macon, Ed	9	299	33.2
1970	Turner, Cecil	23	752	32.7	1951	Morrison, Fred	13	353	27.2
1969	Sayers, Gale	14	339	24.2	1950	Hunsinger, John	23	343	14.9
1968	Turners, Cecil	20	363	18.2	1949	Dreyer, Fred	13	338	26.0
1967	Sayers, Gale	16	603	37.7	1948	Minini, Frank	12	370	30.8
1966	Sayers, Gale	23	718	31.2	1947	Minini, Frank	11	261	23.7
1965	Sayers, Gale	21	660	31.4	1946	Osmanski, Bill	8	203	25.4
1964	Martin, Billy	24	534	22.3	1945	Margarita, Bob	10	155	15.5
1963	Bull, Ronnie	7	105	15.0	1944	Margarita, Bob	12	279	23.3
1962	Martin, Billy	25	515	20.6	1943	Clark, Harry	13	326	25.1
1961	Bivins, Charles	25	668	26.7	1942	Gallarneau, Hugh	6	151	25.2
1960	Galimore, Willie	12	292	24.3	1941	McAfee, George	7	223	31.9
1959	Morris, Johnny	17	438	25.8					

ANNUAL RUSHING LEADERS

Year	Player	Yards	Att.	TD	Year	Player	No.	Yards	TD
1977	Payton, Walter	1,852	339	14	1954	Jagade, Chick	498	157	3
1976	Payton, Walter	1,390	311	13	1953	Morrison, Fred	307	95	2
1975	Payton, Walter	679	196	7	1952	Morrison, Fred	367	95	3
1974	Grandberry, Ken	475	144	2	1951	Dottley, John	670	127	3
1973	Garrett, Carl	655	175	5	1950	Gulyanics, George	571	146	2
1972	Douglass, Bobby	968	141	8	1949	Gulyanics, George	452	102	5
1971	Shy, Don	420	116	2	1948	Gulyanics, George	439	119	4
1970	Montgomery, Ross	229	62	0	1947	Osmanski, Joe	328	64	1
1969	Sayers, Gale	1,032	236	8	1946	Gallarneau, Hugh	476	112	7
1968	Sayers, Gale	856	138	2	1945	Margarita, Bob	497	112	3
1967	Sayers, Gale	880	186	7	1944	Margarita, Bob	463	88	4
1966	Sayers, Gale	1,231	229	8	1943	Clark, Harry	556	120	3
1965	Sayers, Gale	867	166	14	1942	Famiglietti, Gary	503	118	8
1964	Arnatt, Jon	400	119	1	1941	McAfee, George	474	65	9
1963	Marconi, Joe	446	118	2	1940	Nolting, Ray	373	78	2
1962	Marconi, Joe	406	89	5	1939	Osmanski, Bill	699	121	8
1961	Gilmore, Willie	707	153	4	1938	Nolting, Ray	297	63	2
1960	Casares, Rick	566	160	5	1937	Francis, Sam	297	85	3
1959	Casares, Rick	699	177	10	1936	Nagurski, Bronko	529	122	3
1958	Casares, Rick	651	176	2	1935	Ronzani, Gene	356	79	2
1957	Casares, Rick	700	204	6	1934	Feathers, Beattie	1,004	101	1
1956	Casares, Rick	1,126	234	12	1933	Nagurski, Bronko	553	128	1
1955	Casares, Rick	672	125	4					

ANNUAL RECEIVING LEADERS

Year	Player	No.	Yards	TD	Year	Player	Yards	Att.	TD
1977	Scott, James	50	809	3	1954	Hill, Harlon	45	1,124	12
1976	Harper, Roland	29	291	1	1953	Dooley, Jim	53	841	4
1975	Rather, Bo	39	685	2	1952	Schroeder, Gene	39	660	6
1974	Wade, Charlie	39	683	1	1951	Hoffman, John	28	394	2
1973	Garrett, Carl	23	292	0	1950	Keane, Jim	36	433	0
1972	Thomas, Earl	20	365	3	1949	Keane, Jim	47	696	6
1971	Farmer, George	46	737	5	1948	Keane, Jim	30	414	3
1970	Gordon, Dick	71	1,026	13	1947	Keane, Jim	64	910	10
1969	Wallace, Bob	47	553	5	1946	Kavanaugh, Ken	18	337	5
1968	Gordon, Dick	29	477	4	1945	Wilson, George	28	259	3
1967	Gordon, Dick	31	524	5	1944	Wilson, George	24	265	4
1966	Sayers, Gale	34	447	2	1943	Clark, Harry	23	535	7
1965	Morris, Johnny	53	846	4	1942	McLean, Ray	19	571	8
1964	Morris, Johnny	93	1,200	10	1941	Plasman, Dick	14	283	0
1963	Ditka, Mike	59	794	8	1940	Kavanaugh Ken	12	276	3
1962	Ditka, Mike	58	904	5	1939	Plasman, Dick	19	403	3
	Morris, Johnny	58	889	5	1938	Karr, William	14	253	4
1961	Ditka, Mike	56	1,076	12	1937	McDonald, Lester	11	179	4
1960	Dewveall, Willard	43	804	3	1936	Hewitt, Bill	15	358	0
1959	Dooley, Jim	41	580	3	1935	Johnsos, Luke	19	298	4
1958	McColl, Bill	35	517	8	1934	Hewitt, Bill	10	151	5
1957	Dooley, Jim	37	530	1	1933	Hewitt, Bill	16	273	2
1956	Hill, Harlon	47	1,128	11	1932	Johnsos, Luke	24	321	2
1955	Hill, Harlon	42	789	9					

ANNUAL PUNT RETURN LEADERS

Year	Player	No.	Yards	Avg.
1977	Schubert, Steve	31	291	9.4
1976	Livers, Virgil	28	205	7.3
1975	Livers, Virgil	42	456	10.9
1974	Hill, Ike	33	183	5.5
1973	Hill, Ike	36	204	5.7
1972	Smith, Ron	26	163	6.3
1971	Smith, Ron	26	194	7.5
1970	Cole, Linzy	14	83	5.9
1969	Lyle, Garry	12	78	6.5
1968	Turner, Cecil	9	19	2.1
1967	Gordon, Dick	12	82	6.8
1966	Arnett, Jon	15	58	3.9
1965	Sayers, Gale	16	238	14.9
1964	Arnett, Jon	19	188	9.9
1963	Morris, Johnny	16	164	10.3
1962	Morris, Johnny	20	208	10.4
1961	Morris, Johnny	23	155	6.7
1960	Morris, Johnny	13	75	5.8
1959	Morris, Johnny	14	171	12.2
1958	Morris, Johnny	14	96	6.9
1957	Drzewiecki, Ron	22	64	2.9
1956	Jeter, Perry	6	66	11.0
	Smith, Ray	6	66	11.0
1955	Drzewiecki, Ron	20	100	5.0
1954	Stone, Billy	14	40	2.9
1953	Macon, Ed	17	68	4.0
1952	White, Roy	23	117	5.1
1951	White, Roy	14	131	9.4
1950	McAfee, George	33	284	8.6
1949	McAfee, George	24	279	11.6
1948	McAfee, George	30	417	13.9
1947	McAfee, George	18	261	14.5
1946	Gallarneau, Hugh	10	99	9.9
1945	Margarita, Bob	7	66	9.4
1944	Grygo, Al	11	100	9.1
1943	Clark, Harry	10	158	15.8
1942	Gallarneau, Hugh	9	101	11.2
1941	Swisher, Bob	7	101	14.4
	McAfee, George	5	158	31.6

ANNUAL PUNTING LEADERS

Year	Player	No.	Avg.
1977	Parsons, Bob	80	40.4
1976	Parsons, Bob	99	37.6
1975	Parsons, Bob	93	39.0
1974	Parsons, Bob	90	37.8
1973	Green, Bobby Joe	82	40.5
1972	Green, Bobby Joe	67	41.2
1971	Green, Bobby Joe	77	40.1
1970	Green, Bobby Joe	83	40.9
1969	Green, Bobby Joe	76	39.0
1968	Green, Bobby Joe	27	42.3
1967	Green, Bobby Joe	79	42.9
1966	Green, Bobby Joe	80	41.9
1965	Green, Bobby Joe	58	42.7
1964	Green, Bobby Joe	71	44.5
1963	Green, Bobby Joe	64	46.5
1962	Green, Bobby Joe	69	43.7
1961	Brown, Ed	58	42.2
1960	Brown, Ed	56	39.8
1959	Brown, Ed	64	41.2
1958	Brown, Ed	27	42.2
1957	Brown, Ed	34	40.1
1956	Brown, Ed	42	39.1
1955	Brown, Ed	44	40.1
1954	Bratkowski, Zeke	39	41.0
1953	Morrison, Fred	65	42.6
1952	Morrison, Fred	64	42.3
1951	Morrison, Fred	57	39.0
1950	Morrison, Fred	57	43.3
1949	Gulyanics, G.	29	47.2
1948	Gulyanics, G.	55	44.2
1947	Gulyanics, G.	23	44.8
1946	Luckman, Sid	33	37.4
1945	Luckman, Sid	36	36.0
1944	McEnulty, Doug	25	39.8
1943	Luckman, Sid	34	35.9
1942	Luckman, Sid	24	40.6
1941	Luckman, Sid	13	41.1
1940	Luckman, Sid	27	42.5
1939	Luckman, Sid	27	43.3



MORRIS



ARNETT



GULYANICS



GREEN

BEAR HONOR ROLL

Below and on the following pages is a listing of 746 players who have been on the Chicago Bears' active roster for one or more National Football League games from 1920 thru the 1977 seasons. The asterisks indicate deceased players; () indicates the number of seasons with the Bears; date indicates first Bear season.

Abbey, Joe (North Texas State)	E	(2)	1948
Adamle, Mike (Northwestern)	RB	(2)	1975
Adams, John (LA State)	B	(4)	1959
Adkins, Roy* (Millikin & Bethany)	G	(2)	1920
Akin, Len (Baylor)	G	(1)	1942
Albrecht, Ted (California)	T	(1)	1977
Allen, Duane (Santa Ana)	E	(2)	1966
Allen, Eddie (Pennsylvania)	FB	(1)	1947
Allman, Robert (Michigan St.)	E	(1)	1936
Armsler, Marty (Evansville)	DE	(2)	1967
Anderson, Art (Idaho)	T	(2)	1961
Anderson, Ed* (Notre Dame)	E	(1)	1923
Anderson, Henry (Northwestern)	G	(1)	1931
Anderson, Hunk (Notre Dame)	G	(6)	1922
Anderson, Ralph* (Los Angeles State)	E	(1)	1958
Anderson, William (Compton Jr.)	HB	(2)	1953
Antoine, Lionel (Southern Illinois)	T	(5)	1972
Apolskis, Charles* (DePaul)	E	(2)	1938
Arnett, Jon (Southern California)	HB	(3)	1964
Artoe, Lee (California)	T	(4)	1940
Ashburn, Clifford (Nebraska)	T	(1)	1930
Asher, Bob (Vanderbilt)	T	(4)	1972
Ashmore, M. Roger* (Gonzaga)	T	(1)	1927
Aspatore, Edward (Marquette)	T	(1)	1934
Atkins, Doug (Tennessee)	E	(12)	1955
Autrey, Billy (SF Austin)	C	(1)	1953
Avellini, Bob (Maryland)	QB	(3)	1975
Aveni, John (Indiana)	E	(2)	1959

— B —

Babartsky, Al (Fordham)	T	(3)	1943
Babinecz, John (Villanova)	LB	(1)	1975
Badaczewski, J. (Western Reserve)	G	(1)	1953
Baisi, Al (West Virginia)	G	(3)	1940
Barker, Richard* (Iowa State)	G	(1)	1921
Barnes, Erich (Purdue)	HB	(3)	1958
Barnes, Gary (Clemson)	E	(1)	1964
Barnes, Joe (Texas Tech)	QB	(1)	1974
Barnett, Steve (Oregon)	T	(1)	1963
Barwegan, Richard* (Purdue)	G	(3)	1950
Baschnagel, Brian (Ohio State)	WR-KR	(2)	1976
Bassi, Dick* (Santa Clara)	G	(2)	1938

Battles, Bill (Brown)	E	(1)	1939
Bauman, Alf. (Northwestern)	T	(3)	1948
Bausch, Frank* (Kansas)	C	(4)	1937
Baynham, Craig (Georgia Tech)	RB	(1)	1970
Becker, Wayland (Marquette)	E	(1)	1934
Bell, Kay (Washington State)	T	(1)	1937
Benton, Jim (Arkansas)	E	(1)	1943
Bergerson, Gilbert (Oregon State)	G	(2)	1932
Berry, Connie M. (N. Carolina State)	E	(5)	1942
Berry, Royce (Houston)	DE	(1)	1976
Best, Art (Kent State)	RB	(1)	1977
Bettis, Tom (Purdue)	LB	(1)	1963
Bettridge, John (Ohio State)	HB	(1)	1937
Bingham, Don (Sul Ross)	HB	(1)	1956
Bishop, Bill (North Texas)	T	(9)	1952
Bishop, Don (Los Angeles City)	E	(1)	1959
Bivins, Charles (Morris Brown)	HB	(7)	1960
Bjork, Del (Oregon)	T	(2)	1937
Blackburn, J. A.	T	(1)	1923
Blacklock, Hugh* (Michigan State)	T	(6)	1920
Blackman, Lennon (Tulsa)	HB	(1)	1930
Blanda, George (Kentucky)	QB	(10)	1949
Bolan, George* (Purdue)	FB	(4)	1921
Bonderant, J. B.* (DePaul)	C	(1)	1922
Boone, J. R. (Tulsa U.)	HB	(4)	1948
Brackett, M. L. (Auburn)	T	(2)	1956
Bradley, Chuck (Oregon)	TE	(1)	1977
Bradley, Ed (Wake Forest)	G	(2)	1950
Braidwood, Charles* (Chattanooga)	E	(1)	1932
Bramhall, Art (De Paul)	HB	(1)	1931
Bratkowski, Zeke (Georgia)	QB	(6)	1954
Bray, Ray (Western Michigan)	G	(10)	1939
Brink, Larry (Northern Illinois)	E	(1)	1954
Britton, Earl* (Illinois)	FB	(1)	1925
Brockman, Edward (Oklahoma)	B	(1)	1930
Brown, Charley (Syracuse)	DB	(2)	1966
Brown, Ed (San Francisco)	QB	(8)	1954
Brown, William (Illinois)	FB	(1)	1961
Bruer, Bob (Mankato State)	TE	(1)	1976
Brumbaugh, Carl* (Florida)	QB	(8)	1930
Brupbacher, Ross (Tex. A&M)	LB	(4)	1970
Bryan, Johnny* (Chicago)	HB	(4)	1922
Bryant, Waymond (Tennessee St.)	LB	(4)	1974
Buck, Arthur (John Carroll)	HB	(1)	1941
Buckler, William "Bill" (Alabama)	G	(6)	1926
Buffone, Doug (Louisville)	HB	(12)	1966
Buividd, Ray* (Marquette)	QB-HB	(2)	1937
Bukich, Rudy (Southern California)	QB	(9)	1958
Bull, Ronnie (Baylor)	B	(9)	1962
Burdick, Lloyd* (Illinois)	T	(2)	1931
Burgeis, Glenn (Tulsa)	T	(1)	1945

Burks, Randy (SE Oklahoma State)	WR	(1)	1976
Burman, George (Northwestern)	T	(1)	1964
Burnell, Max (Notre Dame)	B	(1)	1944
Buss, Arthur (Michigan State)	T	(2)	1934
Bussey, Young* (Louisiana State)	QB	(2)	1940
Butkus, Dick (Illinois)	LB	(9)	1965
Butler, Gary (Rice)	TE	(1)	1975
Buzin, Rich (Penn State)	T	(1)	1972

— C —

Cadile, James (San Jose State)	G	(11)	1962
Caffey, Lee Roy (Texas A&M)	LB	(1)	1970
Calland, Lee (Louisville)	CB	(1)	1969
Campana, Al (Youngstown)	HB	(4)	1950
Campbell, Gary (Colorado)	LB	(1)	1977
Campbell, Leon (Arkansas)	FB	(3)	1952
Canady, James (Texas)	HB	(2)	1948
Carey, Bob (Michigan State)	E	(1)	1958
Carl, Harland (Wisconsin)	HB	(1)	1956
Carlson, Jules "Zuck" (Oregon State)	G	(8)	1929
Caroline, J. C. (Illinois)	HB	(10)	1956
Carter, Virgil (Brigham Young)	QB	(4)	1968
Casares, Rick (Florida)	FB	(10)	1955
Casey, Tim (Oregon)	LB	(1)	1969
Castete, Jesse (McNeese State)	HB	(1)	1956
Chamberlain, Guy* (Nebraska)	E	(2)	1920
Chambers, Wally E. (Kentucky)	DT	(5)	1973
Chesney, Chester "Chet" (De Paul)	C	(2)	1939
Childs, Clarence (Fla. A&M)	DB	(1)	1968
Cifers, Ed (Tennessee)	E	(2)	1947
Clark, Gail (Michigan State)	LB	(1)	1973
Clark, Harry (West Virginia)	HB	(4)	1940
Clark, Herman (Oregon State)	G	(5)	1952
Clark, Phil (Northwestern)	DB	(1)	1970
Clarkson, Stuart* (Texas A&I)	G	(7)	1942
Clemons, Craig (Iowa)	S	(6)	1972
Coady, Rich (Memphis State)	C/E	(5)	1970
Cody, Ed (Purdue)	FB	(2)	1949
Coia, Angelo (Southern California)	HB	(4)	1960
Cole, Emerson (Toledo)	FB	(1)	1952
Cole, Linzy (T.C.U.)	WR	(1)	1970
Concannon, Jack (Boston College)	QB	(5)	1967
Conkright, Bill* (Oklahoma)	C	(2)	1937
Connor, Goerge (Notre Dame)	T	(8)	1948
Conzelman, Jim* (Washington)	HB	(1)	1920
Cooke, Ed (Maryland)	E	(1)	1958
Copeland, Ron* (UCLA)	WR	(1)	1969
Corbett, George (Miliklin)	HB	(7)	1932
Corbish, Frank (Grambling)	DT	(4)	1966
Corzine, Lester (Davis Elkins)	HB	(1)	1938
Cotton, Craig (Youngstown)	TE	(1)	1973
Cowan, Les (McMurry)	T	(1)	1951
Crawford, Fred (Duke)	T	(2)	1934

Crawford, James "Mush" (Illinois)	G	(1)	1925
Croft, Abe (Southern Methodist)	E	(2)	1944
Croftcheck, Don (Indiana)	G	(1)	1967
Cross, Bob (S. F. Austin State)	T	(2)	1952
Culver, Alvin (Notre Dame)	T	(1)	1932
Cunningham, Harold (Ohio State)	E	(1)	1929
Curchin, Jeff (Florida State)	T	(2)	1970

— D —

Daffer, Ted (Tennessee)	E	(1)	1954
Damore, John (Northwestern)	C	(2)	1957
Daniell, Jim (Ohio State)	T	(1)	1945
Daniels, Dick (Pacific-Oregon)	S	(2)	1969
Davis, Art (Alabama State)	T	(2)	1953
Davis, Fred (Alabama)	T	(6)	1946
Davis, Harper (Mississippi State)	HB	(1)	1950
Davis, John (Missouri)	DB	(1)	1970
Davis, Roger (Syracuse)	G	(4)	1960
Dean, Fred (Texas Southern)	G	(1)	1977
DeCorrevont, Bill (Northwestern)	HB	(2)	1948
DeLong, Steve (Tennessee)	DE	(1)	1972
Dempsey, Frank (Florida)	G	(4)	1950
Denny, Austin (Tennessee)	E	(3)	1967
Dewveall, Willard (So. Methodist)	E	(2)	1959
Digris, Bernie (Holy Cross)	T	(1)	1943
Dimancheff, Boris "Babe" (Purdue)	HB	(1)	1952
Ditka, Mike (Pittsburgh)	TE	(6)	1961
Dodd, Al (N.W. Louisiana)	DB	(1)	1967
Doehring, John "Bull"	FB	(6)	1932
Donchez, Tom (Penn State)	RB	(1)	1975
Dooley, Jim (Miami U.)	E	(9)	1952
Dottley, John (Mississippi)	FB	(3)	1951
Douglas, Merrill (Utah)	FB	(3)	1958
Douglass, Bobby (Kansas)	QB	(7)	1969
Douthitt, Earl (Iowa)	S	(1)	1975
Draher, Ferd (Denver)	E	(1)	1938
Dressen, Charley*	QB	(1)	1920
Drews, Ted (Princeton)	E	(1)	1928
Dreyer, Wally (Wisconsin)	HB	(1)	1949
Driscoll, Paddy* (Northwestern)	HB	(5)	1926
Druis, Chuck* (Temple)	G	(6)	1942
Drury, Lyle (St. Louis)	E	(2)	1930
Drzewiecki, Ron (Marquette)	HB	(2)	1955
Dugger, Jack (Ohio State)	E	(1)	1949
Dunlap, Bob (Oklahoma)	QB	(1)	1935

— E —

Earl, Robin (Washington)	RB	(1)	1977
Ecker, Ed (John Carroll)	T	(1)	1947
Edwards, Cid (Tennessee State)	RB	(1)	1975
Ellis, Allan (UCLA)	CB	(5)	1973
Elmes, Leland* (Bradley)	QB	(1)	1929
Ely, Harold (Iowa)	G	(1)	1932

Ely, Larry (Iowa)	LB	(1)	1975
Engelbreten, Paul (Northwestern) . G		(1)	1932
Englund, Harry	E	(4)	1920
Erickson, Harold* (Wash. & Jeff.) . HB		(1)	1925
Evans, Earl (Harvard)	T	(4)	1926
Evans, Fred (Notre Dame)	HB	(1)	1948
Evans, Vince (USC)	QB-KR	(1)	1977
Evey, Dick (Tennessee)	T	(6)	1964

— F —

Falkenberg, Herb (Trinity)	FB	(1)	1951
Famiglietti, Gary (Boston U.)	FB	(8)	1938
Fanning, Stan (Idaho)	T	(3)	1960
Farmer, George (U.C.L.A.)	WR	(6)	1970
Farrington, John "Bo" (Prairie View)	E	(4)	1960
Farris, Tom (Wisconsin)	QB	(2)	1946
Feathers, Beattie (Tennessee)	HB	(4)	1934
Febel, Fritz* (Purdue)	G	(1)	1935
Federovich, John (Davis & Elkins) . T		(2)	1941
Feichtinger, Andy*	E	(2)	1920
Fencik, Gary (Yale)	S	(2)	1976
Fenimore, Bob (Oklahoma A&M)	HB	(1)	1947
Ferguson, J. B.	T	(1)	1932
Ferguson, Jim (So. California) . C/LB		(1)	1969
Fetz, Gus*	FB	(1)	1923
Figner, George (Colorado)	HB	(1)	1953
Flaherty, Pat* (Princeton)	E	(1)	1923
Flanagan, Dick (Ohio State)	G	(2)	1948
Flanagan, Latham (Carnegie Tech) . E		(1)	1931
Fleckenstein, Bill (Iowa)	G	(6)	1925
Floyd, Bobby Jack (TCU)	FB	(1)	1953
Ford, Charlie (Houston)	CB	(3)	1971
Fordham, Jim* (Georgia)	FB	(2)	1944
Forrest, Tom (Cincinnati)	G	(1)	1974
Forte, Aldo (Montana)	G	(4)	1939
Fortmann, Dan (Colgate)	G	(8)	1936
Fortunato, Joe (Mississippi St.) . . .	LB	(12)	1955
Francis, Sam (Nebraska)	FB	(2)	1937
Franklin, Paul* (Franklin)	E	(5)	1930
Frumpp, Milton (Ohio Wesleyan) . . .	G	(1)	1930

— G —

Gagnon, Dave (Ferris St.)	RB	(1)	1974
Gaimore, Willie* (Flonda A&M)	HB	(7)	1957
Gallagher, Dave (Michigan)	DE	(1)	1974
Gallarneau, Hugh (Stanford)	HB	(5)	1941
Garrett, Carl (N. Mex. Highlands) . RB		(2)	1973
Garrett, T. (Oklahoma A&M)	C	(2)	1947
Garrett, W. D. (Mississippi State) . T		(1)	1950
Garvey, A. "Hec" (Notre Dame)	E	(4)	1922
Garvey, Ed (Notre Dame)	HB	(1)	1925
Gentry, Curtiss (Maryland State) . .	DB	(3)	1966
George, Bill (Wake Forest)	G/LB	(14)	1952

Gepford, Sid* (Millikin & Bethany) . B		(1)	1919
Gersbach, Carl (West Chester State) .	LB	(1)	1975
Geyer, Bill (Colgate)	HB	(3)	1942
Gibron, Abe (Purdue)	G	(2)	1958
Gilbert, Kline (Mississippi)	T	(5)	1953
Gilliam, John (S. Carolina St.) . . .	WR	(1)	1977
Glenn, Bill (Eastern Illinois)	QB	(2)	1941
Glueck, Larry (Villanova)	B	(3)	1963
Goebel, Paul (Michigan)	E	(1)	1925
Goodnight, Owen* (Hardin-Sims) . . .	QB	(1)	1946
Gordon, Dick (Michigan State)	HB	(7)	1965
Gordon, Lou* (Illinois)	T	(1)	1938
Gorgal, Ken (Purdue)	HB	(2)	1955
Grabowski, Jim (Illinois)	RB	(1)	1971
Graham, Conrad (Tennessee)	DB	(1)	1973
Grandberry, Ken (Wash. St.)	RB	(1)	1974
Grange, Garland "Gardie" (Illinois) . E		(3)	1929
Grange, Harold "Red" (Illinois) . . .	HB	(8)	1925
Green, Bobby Joe (Florida)	P	(12)	1962
Greenwood, Glen* (Iowa)	HB	(1)	1924
Grim, Bob (Oregon State)	WR	(1)	1975
Grosvenor, George (Colorado)	HB	(2)	1935
Grygo, Al* (South Carolina)	HB	(2)	1944
Gudauskas, Pete (Murray State) . . .	G	(2)	1943
Gulyanics, George (Ellisville, JC) . .	HB	(6)	1947
Gunn, Jimmy (USC)	LB	(6)	1970
Gunner, Harry (Oregon State)	DE	(1)	1970

— H —

Haddon, Aldous (Wash. & Jeff.)	B	(1)	1928
Halas, George (Illinois)	E	(10)	1920
Hale, Dave (Ottawa)	DE	(3)	1969
Haluska, Jim (Wisconsin)	HB	(1)	1956
Hamity, Lewis (Chicago)	HB	(1)	1941
Hamlin, Gene (West. Michigan)	C	(1)	1971
Hammond, Henry (Southwestern) . . .	E	(1)	1937
Hanke, Carl* (Minnesota)	G	(1)	1922
Hanny, Frank* (Indiana)	E	(5)	1922
Hansen, Clifford (Luther)	HB	(1)	1933
Hansen, Wayne (Texas Western)	C	(10)	1950
Hardy, Cliff (Michigan State)	CB	(1)	1971
Harley, Charles "Chic" (Ohio St.) . . .	RB	(1)	1921
Harper, Roland (Louisiana Tech) . . .	RB	(3)	1975
Harris, Richard (Grambling)	DE	(2)	1974
Harrison, Jim (Missouri)	RB	(4)	1971
Hartenstine, Mike (Penn St.)	DE	(3)	1975
Hartman, Fred (Rice)	T	(1)	1947
Haselrig, Clint (Michigan)	WR	(1)	1947
Hatley, John (Sul Ross)	G	(1)	1953
Hazelton, Major (Florida A&M)	DB	(2)	1968
Healey, Ed (Dartmouth)	T	(6)	1922
Healy, Don (Maryland)	G	(2)	1958
Heardon, Tom* (Notre Dame)	QB	(1)	1929

Heileman, Charles* (Iowa State) . . . E (1) 1939
 Helwig, John (Notre Dame) . . . G (4) 1953
 Hempel, Bill (Carroll) . . . T (1) 1942
 Hensley, Dick (Kentucky) . . . E (1) 1953
 Hester, Jim (North Dakota) . . . TE (1) 1970
 Hewitt, Bill* (Michigan) . . . E (5) 1932
 Hibbs, Jesse (Southern California) . . T (1) 1931
 Hicks, Tom (Illinois) . . . LB (2) 1976
 High, Lennie . . . HB (1) 1920
 Hill, Harlon (Florence St. Tchrs.) . . E (8) 1954
 Hill, Ike (Catawba) . . . WR (2) 1973
 Hoban, Mike (Michigan) . . . G (1) 1974
 Hobscheid, Fred* (Chicago) . . . G (1) 1927
 Hodgins, Norm (Louisiana St.) . . . S (1) 1974
 Hoffman, Jack (Xavier) . . . E (5) 1952
 Hoffman, John (Arkansas) . . . E (8) 1949
 Hoffman, John (Hawaii) . . . DE (1) 1971
 Holloway, Glen (No. Texas State) . . G (4) 1970
 Holman, Willie (So. Carolina State) . . DE (6) 1968

Holmer, Walter (Northwestern) . . . DE (2) 1929
 Holovak, Mike (Boston College) . . . FB (2) 1947
 Hoptowit, Al (Washington State) . . T (5) 1941
 Horton, Larry (Iowa) . . . DT (2) 1972
 Howley, Charles (West Virginia) . . . C (2) 1958
 Hrivnak, Gary (Purdue) . . . DT (4) 1973
 Huarte, John (Notre Dame) . . . QB (1) 1972
 Huff, Gary (Florida State) . . . QB (4) 1973
 Huffins, Ken* (Purdue) . . . FB (1) 1921
 Hugasian, Harry (Stanford) . . . HB (1) 1955
 Hughes, Bernard* (Oregon) . . . C (1) 1941
 Hughes, Billy* (Texas) . . . C (2) 1940
 Hull, Mike (So. California) . . . FB (3) 1968
 Hultz, Don (Southern Miss.) . . . DT (1) 1974
 Hunsinger, Chuck (Florida) . . . HB (3) 1950
 Hunt, Jackie (Marshall) . . . HB (1) 1945
 Hurst, William (Oregon) . . . G (1) 1924
 Hyland, Bob (Boston College) . . . C (1) 1970

— I —

Ingwerson, Burt* (Illinois) . . . G (2) 1920
 Ippolita, Anthony* (Purdue) . . . G (1) 1943

— J —

Jackson, Bobby (Alabama) . . . HB (1) 1961
 Jackson, Noah (Tampa) . . . G (3) 1975
 Jackson, Randy (Florida) . . . T (8) 1967
 Jagade, Chick* (Indiana) . . . FB (2) 1954
 James, Dan (Ohio) . . . T (1) 1967
 Janet, Ernie (Washington) . . . G (3) 1972
 Jarmoluk, Mike (Temple) . . . T (2) 1946
 Jecha, Ralph (Northwestern) . . . G (1) 1955
 Jenscks, Robert (Miami, O.) . . . E (2) 1963
 Jensvold, Leo* (Iowa) . . . OB (1) 1931
 Jeter, Bob (Iowa) . . . CB (3) 1971

Jeter, Perry . . . RB (2) 1956
 Jewett, Bob (Michigan State) . . . E (1) 1958
 Jiggetts, Dan (Harvard) . . . T (2) 1976
 Joesting, Herb* (Minnesota) . . . FB (2) 1931
 Johnson, Albert (Kentucky) . . . FB (1) 1938
 Johnson, Bill (So. Methodist) . . . G (2) 1946
 Johnson, Greg (Florida St.) . . . DT (1) 1977
 Johnson, Jack (Miami) . . . B (1) 1957
 Johnson, John (Indiana) . . . T (6) 1963
 Johnson, Leo (Millikin) . . . HB (1) 1920
 Johnson, O. G. . . . FB (1) 1924
 Johnson, Pete (V.M.I.) . . . B (1) 1959
 Johnsos, Luke (Northwestern) . . . E (9) 1929
 Jones, Bob (San Diego State) . . . E (1) 1967
 Jones, Edgar (Pittsburgh) . . . HB (1) 1945
 Jones, Jerry* (Notre Dame) . . . G (2) 1920
 Jones, Jimmy (Wisconsin) . . . E (3) 1965
 Jones, Stan (Maryland) . . . T (12) 1954
 Juenger, Dave (Ohio U.) . . . WR (1) 1973

— K —

Karr, William (West Virginia) . . . E (6) 1933
 Karras, Ted (Indiana) . . . G (5) 1960
 Karwals, Jack (Michigan) . . . E (2) 1946
 Kassel, Chuck (Illinois) . . . E (1) 1927
 Kavanaugh, Ken (Louisiana State) . . E (8) 1940
 Kawal, Ed* (Illinois) . . . C (6) 1931
 Keane, Jim (Iowa) . . . E (6) 1946
 Keefe, Jerry* (Notre Dame) . . . G (1) 1920
 Kelly, Elmer (Wichita U.) . . . E (1) 1944
 Kelly, Jim (Tenn. St.) . . . TE (1) 1974
 Kendrick, Jim (Texas A&M) . . . T (1) 1924
 Keriasotis, Mick (St. Ambrose) . . . G (3) 1942
 Kiesling, Walter* (St. Thomas) . . . G (1) 1934
 Kilcullen, Bob (Texas Tech.) . . . T (8) 1957
 Kilgore, Jon (Auburn) . . . P (1) 1968
 Kindt, Don (Wisconsin) . . . HB (9) 1947
 King, Ralph (Chicago) . . . T (1) 1925
 Kinney, Steve (Utah State) . . . T (2) 1973
 Kirk, Ken (Mississippi) . . . C (1) 1960
 Kissell, Adolph (Boston College) . . FB (1) 1942
 Klawitter, Dick* (S. Dakota State) . . C (2) 1956
 Klein, Dick (Iowa) . . . T (2) 1958
 Knopp, Oscar* (Illinois) . . . FB (6) 1923
 Knox, Bill (Purdue) . . . DB (3) 1974
 Knox, Ron (U.C.L.A.) . . . QB (1) 1957
 Koehler, Robert* (Northwestern) . . FB (2) 1920
 Kolman, Ed (Temple) . . . T (5) 1940
 Konovsky, Bob (Wisconsin) . . . G (1) 1960
 Kopcha, Joe (Chattanooga) . . . G (5) 1929
 Kortas, Kenneth (Louisville) . . . T (1) 1959
 Kosins, Gary (Dayton) . . . RB (3) 1972
 Kreamcheck, John (Wm. & Mary) . . T (3) 1953
 Kraitling, Rich (Illinois) . . . E (1) 1964
 Kriewald, Doug (West Texas State) . . G (2) 1967

Kuechenberg, Rudy (Indiana)LB (3) 1967
 Kurek, Ralph (Wisconsin)FB (6) 1965

— L —

LaFleur, Joe* (Marquette)FB (3) 1922
 LaForest, W.FB (1) 1920
 Lahar, Harold (Oklahoma)G (1) 1941
 Lamb, Walter (Oklahoma)E (1) 1946
 Lanum, R. "Jake" (Ill. & Millikin) B (5) 1920
 Larson, Fred* (Notre Dame)C (1) 1922
 Latta, Greg (Morgan State)TE (3) 1975
 Lawler, Allen (Texas)HB (1) 1048
 Lawson, Roger (West, Michigan) .RB (2) 1972
 Layne, Bobby (Texas)QB (1) 1948
 Leclerc, Roger (Trinity)LB (7) 1960
 Lee, Buddy (Louisiana State)QB (1) 1971
 Lee, Herman (Florida A&M)T (9) 1958
 Leeuwenburg, Rich (Stanford)T (1) 1965
 Leggett, Earl (Louisiana State) . . .T (10) 1957
 Lemon, Clifford* (Centre)T (1) 1926
 Leonard, James (Colgate)T (1) 1924
 Lesane, James (Virginia)HB (2) 1952
 Lick, Dennis (Wisconsin)T (2) 1976
 Line, Bill (Southern Methodist) . . .DT (1) 1972
 Lintzenich, Joseph (St. Louis) . . .FB (2) 1930
 Lipscomb, Paul* (Tennessee)T (1) 1954
 Livers, Virgil (W. Kentucky)CB-PR (3) 1975
 Livingston, Andy (Phoenix Jr. College)B (2) 1964
 Logan, James (Indiana)G (2) 1942
 Long, Harvey (Detroit)T (1) 1929
 Long, Johnny* (Colgate)QB (2) 1944
 Lowe, Lloyd (North Texas State) .HB (2) 1953
 Luckman, Sid (Columbia)QB (12) 1939
 Lujack, Johnny (Notre Dame)QB (4) 1948
 Lyle, Garry (Geo. Washington) . . .CB (7) 1968
 Lyman, Roy "Link" (Nebraska) . . .T (9) 1926
 Lyon, George (Kansas State)T (1) 1929

— M —

MacLeod, Robert (Dartmouth) . . .HB (2) 1939
 MacWherter, Kile* (Bethany College)FB (1) 1920
 Macon, Ed (College of Pacific) . . .HB (2) 1952
 Magnani, Dante (St. Mary's)HB (4) 1942
 Maillard, Ralph (Creighton)T (1) 1929
 Malone, Charles (Texas A&M)E (1) 1933
 Manders, Jack* (Minnesota) . . .HB (8) 1933
 Maniaci, Joe (Fordham)FB (4) 1938
 Manning, Pete (Wake Forest)E (2) 1960
 Manske, Edgar (Northwestern) . . .E (4) 1937
 Marconi, Joe (West Virginia) . . .FB (5) 1962
 Margarita, Bob (Brown)HB (3) 1944
 Martin, Bill (Georgia Tech.)E (2) 1964
 Martin, Billy* (Minnesota)HB (3) 1962
 Martin, Dave (Notre Dame)LB (1) 1969
 Martin, Frank (Alabama)HB (1) 1941
 Martinovich, P. (College of Pacific) G (1) 1940
 Maslowski, Matt (San Diego U.) .WR (1) 1972
 Mass, Wayne (Clemson)OT (3) 1968
 Masters, Bob (Baylor)FB (2) 1943
 Masterson, Bernie* (Nebraska) . .QB (7) 1934
 Masterson, Forest (Iowa)C (1) 1945
 Mastrogany, Gus (Iowa)E (1) 1931
 Matheson, Jack (West. Michigan) .E (1) 1947
 Mattson, Riley (Oregon)T (1) 1965
 Matuza, Al (Georgetown)C (4) 1941
 May, Chester*G (1) 1920
 May, Walter O. "Red"G (1) 1920
 Mayes, Rufus (Ohio State)T (1) 1969
 Maznicki, F. (Boston College) . . .HB (2) 1942
 McAfee, George (Duke)HB (8) 1940
 McColl, Bill (Stanford)E (8) 1952
 McDonald, Lester* (Nebraska) . . .E (3) 1937
 McElwain, Bill (Northwestern) . . .HB (1) 1925
 McEnulty, Doug (Wichita)FB (2) 1943
 McGee, Tony (Bishop College) . . .DE (3) 1971
 McKinney, Bill (West Texas)LB (1) 1972
 McLean, Ray* (St. Anselms)HB (8) 1940
 McMiltten, Jim (Illinois)G (6) 1924
 McMullen, Daniel (Nebraska)G (2) 1930
 McPherson, Forrest (Nebraska) . . .G (1) 1935
 McRae, Bennie (Michigan)HB (9) 1962
 McRae, Franklin (Tenn. State) . . .DT (1) 1967
 Meadows, Ed* (Duke)E (3) 1954
 Mellekas, John (Arizona)T (5) 1956
 Merkel, Monte (Kansas)G (2) 1942
 Meyers, Jerry (N. Illinois)DE-DT (2) 1976
 Michaels, Edward (Villanova) . . .G (1) 1935
 Mihal, Joe* (Purdue)T (2) 1940
 Miller, Charles "Ookie" (Purdue) . .C (6) 1932
 Miller, Milford (Chadron)T (1) 1932
 Milner, Bill (Duke)G (3) 1947
 Minini, Frank (San Jose St.)HB (3) 1947
 Mintum, John F. "Jack"C (2) 1921
 Mitchell, Charley (Tulsa)HB (1) 1945
 Mohardt, John* (Notre Dame) . . .HB (1) 1925
 Molesworth, Keith* (Monmouth) .HB (7) 1931
 Montgomery, Randy (Weber St.) . .CB (1) 1974
 Montgomery, Ross (TCU)FB (2) 1969
 Mooney, Jim* (Georgetown)E (1) 1935
 Mooney, Tipp (Abilene Christian) .HB (3) 1944
 Moore, Allen (Northwestern)QB (1) 1932
 Moore, Jerry (Arkansas)S (2) 1971
 Moore, Joe (Missouri)RB (2) 1971
 Moore, McNeil (Sam Houston) . . .HB (3) 1954
 Morris, Francis (Boston U.)HB (1) 1942
 Morris, Johnny (Santa Barbara) . .FL (10) 1958
 Morris, Larry (Georgia Tech.) . . .LB (7) 1959

Morrison, Fred (Ohio State)	FB	(4)	1950
Morton, John (Missouri)	E	(1)	1945
Moser, Robert (Pacific)	C	(3)	1951
Mosley, Henry (Morris Brown)	HB	(1)	1955
Mucha, Charles (Washington)	G	(1)	1935
Mucha, Rudy (Washington)	G	(2)	1945
Muckensturm, Jerry (Arkansas St.)	LB	(2)	1976
Mudd, Howard (Hillsdale)	G	(2)	1969
Mullen, Verne (Illinois)	E	(3)	1923
Mullins, Don R. (Houston)	HB	(2)	1961
Mullins, Noah (Kentucky)	HB	(4)	1946
Mundee, Fred (Notre Dame)	C	(3)	1943
Murray, Richard (Marquette)	T	(1)	1924
Murry, Don* (Wisconsin)	T	(8)	1924
Musso, George (Millikin)	G	(12)	1933
Musso, Johnny (Alabama)	RB	(3)	1975
Myers, Denny* (Iowa)	T	(1)	1931

— N —

Nagurski, Bronko (Minnesota)	FB	(9)	1930
Neacy, Clement* (Colgate)	E	(1)	1927
Neal, Dan (Kentucky)	C	(3)	1975
Neal, Ed (Louisiana State)	G	(1)	1951
Neck, Tommy (Louisiana State)	HB	(2)	1962
Negus, Fred (Wisconsin)	C	(1)	1950
Neidert, John (Louisville)	LB	(1)	1970
Nelson, Everett (Illinois)	T	(1)	1929
Nesbitt, Dick* (Drake)	HB	(4)	1930
Newsome, Billy (Grambling)	DE	(1)	1977
Newton, Bob (Nebraska)	G	(5)	1971
Nicka, Ed (Maryland)	G	(1)	1959
Nix, Kent (T.C.U.)	QB	(2)	1970
Nolting, Ray (Cincinnati)	HB	(9)	1936
Norberg, Hank (Stanford)	E	(1)	1948
Nordquist, Mark (Pacific)	G-C	(2)	1975
Nori, Reino (DeKalb)	HB	(1)	1938
Norman, Dick (Stanford)	QB	(2)	1961
Nowaskey, Bob* (Geo. Washington)	E	(3)	1940

— O —

O'Bradovich, Ed (Illinois)	E	(10)	1962
O'Connell, J. F.* (Pennsylvania State)	C	(1)	1924
O'Connell, Tom (Illinois)	QB	(1)	1953
Oech, Verne (Minnesota)	G	(1)	1936
Oelrich, John (St. Ambrose)	HB	(1)	1938
Ogden, Ray (Alabama)	TE	(3)	1969
O'Quinn, John (Wake Forest)	E	(2)	1950
O'Rourke, Charles (Boston College)	QB	(1)	1942
Osborne, Jim (Southern)	DT	(6)	1972
Osmanski, Bill (Holy Cross)	FB	(7)	1939
Osmanski, Joe (Holy Cross)	FB	(4)	1946

— P —

Pagac, Fred (Ohio State)	TE	(1)	1974
Parsons, Bob (Penn State)	P-TE	(6)	1972
Patterson, Billy (Baylor)	QB	(1)	1939
Pauley, Frank Don (Wash. & Jeff.)	T	(1)	1930
Payton, Walter (Jackson State)	RB	(3)	1975
Pearce, W. "Pard"* (Penn.)	QB	(3)	1920
Pearson, Madison* (Kansas)	C	(6)	1929
Pederson, Jim (Augsburg)	HB	(1)	1932
Peiffer, Dan (S.E. Missouri St.)	C	(3)	1975
Percival, Mac (Texas Tech.)	K	(7)	1967
Perez, Peter (Illinois)	G	(1)	1945
Perina, Bob (Princeton)	HB	(2)	1949
Perini, Pete (Ohio State)	FB	(2)	1954
Perkins, Don (Plattsville)	FB	(2)	1945
Peitbon, Richie (Tulane)	HB	(10)	1959
Petty, John (Purdue)	FB	(1)	1942
Petty, Ross* (Illinois)	G	(1)	1920
Phillips, Loyd (Arkansas)	DE	(3)	1967
Phipps, Mike (Purdue)	QB	(1)	1977
Pickens, Bob (Nebraska)	T	(2)	1967
Pifferini, Bob (U.C.L.A.)	LB	(4)	1972
Pinder, Cyril (Illinois)	RB	(2)	1971
Plank, Doug (Ohio State)	S	(3)	1975
Plasman, Dick (Vanderbilt)	E	(6)	1937
Podmajersky, Paul (Illinois)	G	(1)	1944
Pofisky, John (Notre Dame)	G	(1)	1929
Pollock, Bill (Penn. Mil. Acad.)	HB	(2)	1935
Pool, Hampton (Stanford)	E	(4)	1940
Preston, Pat (Wake Forest)	G	(4)	1946
Pride, Dan (Jackson State)	LB	(2)	1968
Proctor, Rex (Rice)	HB	(1)	1953
Purnell, James (Wisconsin)	LB	(5)	1964
Pyle, Mike (Yale)	C	(9)	1961
Piccolo, Brian* (Wake Forest)	HB	(4)	1966

— R —

Rabold, Mike* (Indiana)	G	(3)	1964
Rakestraw, Larry (Georgia)	QB	(4)	1964
Ramsey, Frank (Oregon State)	G	(1)	1945
Rather, Bo (Michigan)	WR	(4)	1974
Reader, Russ (Michigan State)	HB	(1)	1947
Reese, Lloyd (Tennessee)	FB	(1)	1946
Reilly, Mike (Iowa)	LB	(5)	1964
Reintner, Ernest "Pug" (Northwestern)	HB	(2)	1936
Reppond, Mike (Arkansas)	WR	(1)	1973
Rice, Andy (Texas Southern)	DT	(2)	1972
Richards, Ray (Nebraska)	T	(4)	1933
Richman, Harry (Illinois)	G	(1)	1929
Rivera, Steve (California)	WR	(1)	1977
Rives, Don (Texas Tech)	LB	(5)	1973
Roberts, Tom (DePaul)	G	(2)	1943
Roberts, Willie (Houston)	CB	(1)	1973

Roder, Mirro (None)	K	(2)	1973
Roehnel, William* (Bradley)	G	(2)	1958
Rogers, Mel (Florida A&M)	LB	(1)	1977
Roggeman, Tom (Purdue)	G	(2)	1956
Romanik, Steve (Villanova)	QB	(4)	1950
Romney, Milton* (Chicago)	QB	(5)	1925
Ronzani, Gene* (Marquette)	QB	(8)	1933
Rosequist, Ted (Ohio State)	T	(3)	1934
Rowden, Larry (Houston)	LB	(1)	1971
Rowland, Brad (McMurry)	HB	(1)	1951
Rowland, Justin (T.C.U.)	HB	(1)	1960
Rupp, Nelson* (Dennison)	QB	(1)	1921
Russell, Reginald (Northwestern)	E	(1)	1928
Ryan, John (Detroit)	T	(1)	1929
Ryan, Rocky (Illinois)	E	(1)	1958
Rydalch, Ron (Utah)	DT	(3)	1975
Rydzewski, Frank (Notre Dame)	C	(1)	1923
Rykovich, Julie* (Illinois)	HB	(3)	1949

— S —

Sacrinity, Nick (Wake Forest)	QB	(1)	1947
Sanderson, Reggie (Stanford)	RB	(1)	1973
Savoldi, Joe* (Notre Dame)	FB	(1)	1936
Sayers, Gale (Kansas)	HB	(7)	1965
Schiachl, John* (Santa Clara)	C	(2)	1945
Schmidt, Terry (Ball State)	S	(2)	1976
Schreiber, Larry (Tennessee Tech.)	RB	(1)	1976
Schroeder, Gene (Virginia)	E	(6)	1951
Schubert, Steve (Massachusetts)	PR-WR	(3)	1975
Schuette, Paul* (Wisconsin)	G	(3)	1930
Schweda, Brian (Kansas)	DE	(1)	1966
Schweidler, Dick (St. Louis)	HB	(3)	1938
Scott, James (Henderson J.C.)	WR	(2)	1976
Scott, Ralph* (Wisconsin)	T	(5)	1921
Seais, George (Missouri)	G	(7)	1965
Seibering, Gerald (Drake)	FB	(1)	1932
Senn, Bill* (Knox)	HB	(6)	1926
Serini, Washington (Kentucky)	G	(4)	1948
Sevy, Jeff (California)	T-DE	(3)	1975
Seymour, Jim (Notre Dame)	WR	(3)	1970
Shank, J. L.	HB	(1)	1920
Shanklin, Ron (North Texas State)	WR	(2)	1975
Shaw, Glenn (Kentucky)	HB	(1)	1960
Shellog, Alec* (Notre Dame)	T	(1)	1939
Sherman, Saul (Chicago)	QB	(2)	1939
Shipkey, Jerry (U.C.L.A.)	FB	(1)	1953
Shoemaker, Hub (Illinois)	G	(2)	1920
Shy, Don (San Diego State)	RB	(3)	1970
Siegal, John (Columbia)	E	(5)	1939
Sigillo, Dom* (Xavier)	T	(2)	1943
Sigmund, Arthur W.	G	(1)	1923
Simmons, J. (Bethune-C'km'n)	WR	(1)	1969

Sisk, John (Marquette)	HB	(5)	1932
Sisk, Jr., John (Miami)	B	(1)	1964
Smeja, Rudy (Michigan)	E	(2)	1944
Smith, Clarence (Georgia)	E	(1)	1942
Smith, Eugene (Georgia Tech.)	G	(1)	1930
Smith, H. Allen* (Mississippi)	E	(2)	1947
Smith, J. D. (N. Car. A&T)	FB	(1)	1956
Smith, James (Compton J.C.)	HB	(1)	1961
Smith, Ray Gene (Midwestern)	HB	(4)	1954
Smith, Ron (Wisconsin)	S	(4)	1965
Smith, Russell* (Illinois)	T	(3)	1921
Snyder, Bob (Ohio U.)	QB	(5)	1939
Sorey, Revie (Illinois)	G	(3)	1975
Spivey, Mike (Colorado)	CB	(1)	1977
Sprinkle, Ed (Hardin-Simmons)	E	(12)	1944
Stahlman, Dick* (DePaul)	T	(1)	1933
Standlee, Norm (Stanford)	FB	(1)	1941
Stauberg, Gerald (Cincinnati)	G	(1)	1951
Staley, Bill (Utah State)	DT	(2)	1970
Steinbach, Larry* (St. Thomas)	G	(2)	1930
Steinkemper, Bill* (Notre Dame)	T	(2)	1942
Sternaman, Edward*	HB	(10)	1920
Sternaman, Joe (Illinois)	HB	(8)	1922
Stenn, Paul (Villanova)	G	(4)	1948
Steuber, Bob (Missouri)	HB	(2)	1942
Stickel, Walt (Pennsylvania)	T	(4)	1946
Stillwell, Roger (Stanford)	DE-DT	(3)	1975
Stinchcomb, Pete* (Ohio State)	QB	(2)	1921
Stoepel, Terry (Tulsa)	G	(1)	1967
Stofa, Anton* (Luther)	HB	(1)	1939
Stone, Billy (Bradley)	HB	(4)	1951
Strickland, Larry (North Texas)	C	(6)	1954
Sturbridge, Dick (DePaul)	HB	(2)	1928
Stydahar, Joe* (West Virginia)	T	(9)	1936
Sullivan, Frank* (Loyola, N.O.)	C	(5)	1935
Sumner, Charles (Wm. & Mary)	HB	(4)	1955
Sweeney, Jake (Cincinnati)	T	(1)	1944
Swisher, Bob (Northwestern)	HB	(5)	1938
Szymanski, Frank (Notre Dame)	C	(1)	1949

— T —

Tackwell, C. O.* (Kansas State)	E	(3)	1931
Taft, Merrill (Wisconsin)	FB	(1)	1924
Taylor, Clifton (Memphis St.)	RB	(1)	1974
Taylor, J. R. "Tarz"* (Ohio State)	G	(2)	1921
Taylor, Joe (No. Carolina A&T)	DB	(8)	1967
Taylor, Lionel (Highland U.)	E	(1)	1959
Taylor, Roosevelt (Grambling)	DB	(8)	1961
Thomas, Bob (Notre Dame)	K	(3)	1975
Thomas, Earl (Houston)	WR	(3)	1971
Thompson, Russ (Nebraska)	T	(4)	1936
Thrower, Willie (Michigan State)	QB	(1)	1953
Tom, Mel (San Jose State)	DE	(3)	1973
Torrance, Jack* (Louisiana State)	T	(2)	1939
Trafton, George* (Notre Dame)	C	(13)	1920

Trost, Milt (Marquette) T	(5)	1935	Wetzel, Damon (Ohio State) HB	(1)	1935
Tucker, Bill (Tennessee State) . . . RB	(1)	1971	Wheeler, Ted (W. Texas State) G	(1)	1970
Turner, Cecil (California Poly) FL	(6)	1968	Wheeler, Wayne (Alabama) WR	(1)	1974
Turner, Clyde (Hardin-Simmons) . . . C	(12)	1940	White, Roy (Valparaiso) FB	(5)	1923

— U —

Usher, Lou* (Syracuse) T	(1)	1920
------------------------------------	-----	------

— V —

Vactor, Ted (Nebraska) CB	(1)	1975
Vallez, Emilio (New Mexico) TE	(2)	1968
Van Valkenburg, Pete (BYU) RB	(1)	1974
Veach, Walter* HB	(1)	1920
Venturelli, Fred (None) T	(1)	1948
Vick, Ernie (Michigan) C	(3)	1925
Vick, Richard (Wash. & Jeff.) OB	(1)	1925
Vodicka, Joe (Lewis Institute) HB	(3)	1943
Voss, Walter "Tillie"* (Detroit U.) . . E	(2)	1927
Vucinich, Milt (Stanford) G	(1)	1945

— W —

Wade, Charles (Tenn. St.) WR	(1)	1974
Wade, William (Vanderbilt) QB	(6)	1961
Wager, Clinton (St. Mary's) E	(2)	1941
Wallace, Bob (Texas-El Paso) E	(5)	1968
Wallace, Stan (Illinois) HB	(4)	1954
Walquist, Laurie (Illinois) QB	(10)	1922
Walterscheid, Len (S. Utah) S-KR	(1)	1977
Ward, John (Oklahoma State) C-G	(1)	1976
Watkins, Bobby (Ohio State) HB	(3)	1955
Weatherly, Gerald (Rice) C	(3)	1956
Wetoska, Bob (Notre Dame) T	(10)	1960

White, Willford "Whizzer" (Ariz. St.) HB	(2)	1951
Whitman, S. J. (Tulsa) HB	(2)	1953
Whitsell, Dave (Indiana) DB	(6)	1961
Whittenton, Jesse (West Texas) . . . HB	(1)	1958
Wightkin, Bill (Notre Dame) DE	(8)	1950
Williams, Bob (Notre Dame) QB	(3)	1951
Williams, Broughton (Florida) T	(1)	1947
Williams, Fred (Arkansas) T	(12)	1952
Williams, Perry (Purdue) RB	(1)	1974
Wilson, George (Northwestern) E	(11)	1937
Wilson, Nemiah (Grambling) CB	(1)	1975
Wright, Steve (Alabama) T	(1)	1971
Wynne, Elmer (Notre Dame) FB	(1)	1928

— Y —

Youmans, Maury (Syracuse) T	(4)	1960
Young, Adrian (So. Calif.) LB	(1)	1973
Young, Randolph (Millikin) T	(1)	1920
Youngblood, George (L.A. State) . . . S	(1)	1969
Yourist, Abe E	(1)	1923

— Z —

Zamas, Gust (Ohio State) G	(1)	1938
Zeller, Joe (Indiana) G	(6)	1933
Zizak, Vince* (Villanova) G	(1)	1934
Zorich, George* (Northwestern) . . . G	(3)	1944
Zucco, Vic (Michigan State) HB	(3)	1957

Brian Piccolo Award

Bear veterans vote the award to the rookie who best exemplifies the courage, loyalty, teamwork, dedication and sense of humor of the late Brian Piccolo.

A running back who died of cancer June 16, 1970, Piccolo was in his fourth season with the club when forced from the lineup because of the malignancy. He was 26 years old when he died and left a wife and three daughters, and legions of friends.

Piccolo played the first nine games of the '69 season when a persistent cough led to a chest x-ray that revealed the cancer.

He signed with the Bears as a free agent following the '64 collegiate season. As a senior at Wake Forest, Piccolo led the nation in scoring (111) and rushing (1,044).

1977	Tackle Ted Albrecht
1976	Wide Receiver Brian Baschnagel
1975	Running Back Roland Harper
1974	Tight End Fred Pagac
1973	Defensive Tackle Wally Chambers
1972	Defensive Tackle Jim Osborne
1971	Safety Jerry Moore
1970	Guard Glen Holloway

All-League Selections

(As Listed By The National Football League)

1931 Red Grange	HB	1949 Ray Bray	G
1932 Jules Carlson	G	1950 Dick Barwegan	G
Luke Johnsos	E	George Connor	T
Bronko Nagurski	FB	Johnny Lujack	QB
1933 Bill Hewitt	E	1951 Dick Barwegan	G
Joe Kopcha	G	George Connor	QT & DT
Bronko Nagurski	FB	1952 George Connor	LB & OT
1934 Beattie Feathers	HB	1953 George Connor	LB & OT
Bill Hewitt	E	1954 Harlon Hill	E
Joe Kopcha	G	1955 George Connor	LB
Bronko Nagurski	FB	Bill George	MG
1935 Bill Karr	E	Harlon Hill	E
Joe Kopcha	G	Stan Jones	G
George Musso	T	Bill Wightkin	T
1937 George Musso	T	1956 Rick Casares	FB
Joe Stydahar	T	Bill George	MG
1938 Danny Fortmann	G	Harlon Hill	E
Joe Stydahar	T	Stan Jones	G
1939 Danny Fortmann	G	Larry Strickland	C
Bill Osmanski	FB	1957 Bill George	LB
Joe Stydahar	T	Larry Strickland	C
1940 Danny Fortmann	G	1958 Bill George	LB
Joe Stydahar	T	1959 Bill George	LB
1941 Danny Fortmann	G	Stan Jones	G
Sid Luckman	QB	1960 Doug Atkins	DE
George McAfee	HB	Bill George	LB
Bulldog Turner	C	Stan Jones	G
1942 Lee Artoe	T	1961 Doug Atkins	DE
Gary Famiglietti	FB	Mike Ditka	TE
Danny Fortmann	G	Bill George	LB
Sid Luckman	QB	1962 Mike Ditka	TE
Bulldog Turner	C	1963 Doug Atkins	DE
1943 Harry Clark *	HB	Mike Ditka	TE
Sid Luckman	QB	Joe Fortunato	LB
Dante Magnani	HB	Bill George	MLB
Bulldog Turner	C	Richie Petitbon	S
1944 Sid Luckman *	QB	Roosevelt Taylor	S
Bulldog Turner	C	1964 Mike Ditka	TE
1945 Sid Luckman *	QB	Joe Fortunato	LB
1946 Ken Kavanaugh	E	Johnny Morris	FL
Ray Bray	G	1965 Dick Butkus	MLB
Hugh Gallarneau	HB	Joe Fortunato	LB
Sid Luckman	QB	Gale Sayers	RB
Bulldog Turner	C	1966 Gale Sayers	RB
1947 Fred Davis	T	1967 Dick Butkus	MLB
Ken Kavanaugh	E	Gale Sayers	RB
Sid Luckman	QB	1968 Dick Butkus	MLB
1948 Ray Bray	G	Gale Sayers	RB
Bulldog Turner	C		

All-League Selections

(As Listed By The National Football League)

1969 Dick Butkus MLB	1975 Wally Chambers DT
Gale Sayers RB	1976 Wally Chambers DT
1970 Dick Butkus MLB	Walter Payton RB
Dick Gordon WR	1977 Walter Payton RB
1972 Dick Butkus MLB	* No official team recognized

Bears in the Pro-Bowl

(1951-1970 NFL East vs. West, 1971 — NFC vs. AFC)

1978: Allan Ellis, CB	Roosevelt Taylor, DB	Rick Casares, RB
Walter Payton, † RB	Mike Pyle, C	J. C. Caroline, HB
1977: Wally Chambers, DT	Bill Wade, QB	Larry Strickland, C
Walter Payton, RB	Joe Marconi, RB	McNeil Moore, HB
1976: Wally Chambers, DT	George Halas, Coach	1956: Stan Jones, G
1975: None	1963: Mike Ditka, TE	Bill Wightkin, T
1974: Wally Chambers, DT	Doug Atkins, DE	Harlon Hill, WR
1973: Dick Butkus, LB	Joe Fortunato, LB	Rick Casares, RB
Ron Smith, KR	Richie Petitbon, DB	Jack Hoffman, E
1972: Dick Gordon, WR	1962: Stan Jones, G	Ed Brown, QB
Dick Butkus, LB	Doug Atkins, DE	Bill George, LB
1971: Dick Butkus, LB	Bill George, LB	1955: Harlon Hill, WR
Cecil Turner, KR	Mike Ditka, TE	Bill Bishop, T
Bobby Joe Green, P	1961: Stan Jones, G	Bill George, LB
Dick Gordon, * WR	Doug Atkins, DE	Ed Sprinkle, DE
1970: Gale Sayers, † RB	Bill George, LB	1954: George Connor, T-LB
Dick Butkus, LB	Johnny Morris, FL	Don Kindt, HB
1969: Dick Butkus, LB	1960: Stan Jones, G	Jack Hoffman, E
Roosevelt Taylor, DB	Doug Atkins, DE	Fred Williams, DT
Gale Sayers, * RB	Bill George, LB	1953: Dick Barwegan, G
1968: Gale Sayers, † RB	Rick Casares, RB	Fred Williams, DT
Dick Butkus, LB	Erich Barnes, DB	Gene Schroeder, E
1967: Gale Sayers, † RB	Fred Williams, DT	George Connor, T-LB
Dick Butkus, LB	1959: Doug Atkins, † DE	Ed Sprinkle, DE
Richie Petitbon, DB	Stan Jones, G	1952: Dick Barwegan, G
1966: Gale Sayers, RB	Joe Fortunato, LB	George Connor, T-LB
Dick Butkus, LB	Bill George, LB	John Dottley, RB
Doug Atkins, DE	Willie Galimore, RB	Bulldog Turner, C-LB
Joe Fortunato, LB	Rick Casares, RB	Johnny Lujack, QB
Mike Ditka, TE	Fred Williams, DT	Ed Sprinkle, DE
1965: Joe Fortunato, LB	1958: Doug Atkins, DE	Ray Bray, G
Mike Ditka, TE	Rick Casares, RB	1951: Ray Bray, G
Johnny Morris, * FL	Bill George, LB	Ed Sprinkle, DE
1964: Joe Fortunato, LB	Stan Jones, G	George Connor, T-LB
Mike Ditka, TE	Kline Gilbert, T	Fred Davis, T
Doug Atkins, DE	1957: Harlon Hill, WR	Dick Barwegan, G
Richie Petitbon, DB	Stan Jones, G	Bulldog Turner, C-LB
	Bill George, LB	Johnny Lujack, QB
	Ed Brown, QB	

* Denotes selected for game but did not play due to injuries.

† Denotes game's outstanding back, lineman



CONNOR



DRISCOLL



FORTMANN



GEORGE

Pro Hall of Famers

GEORGE CONNOR, T-LB, inducted 1975. Played for Bears eight seasons from 1948-55 after college ball at Holy Cross and Notre Dame. At 6-3, 240, Connor was the first of the big, mobile outside backers. All-Pro five times but in 1951-2-3 on both offense and defense. Played in four Pro Bowls. Jersey numbers 71 & 81.

JOHN (PADDY) DRISCOLL, HB, inducted 1965. Played five seasons for Bears 1926-31. Was Chicago Cardinal from 1919-25 after Northwestern days. Triple-threat performer with punting, drop-kicking to go with running. Coached Bears in '56 and '57. Jersey numbers 1 & 26.

DANNY FORTMANN, G, inducted 1965. Played eight seasons with Bears from 1936 to 43 after college ball at Colgate. Received M.D. from U. of Chicago 1940. Punishing blocker despite 6-0, 210-pounds, and helmetless style. All-Pro five times. Jersey number 21.

BILL GEORGE, LB, inducted 1974. Played 14 seasons with Bears from 1952 to 66 and finished career with Rams. All-Pro eight times. First great NFL middle linebacker. 'Created' the position switching from middle guard in '54. Longest active career in Bear history. Played in eight Pro Bowls. His jersey number 61 is retired.

HAROLD (RED) GRANGE, HB, inducted 1963. Played seven seasons with Bears: 1925, then 1929-34. Spent 1926-28 with own NY team. Showcasing the Galloping Ghost, Bears played 19 games from 11/26/25 to 1/31/26 from coast to coast posting 13-5-1 record. Made first all-Pro team 1931. His jersey number 77 is retired.

GEORGE HALAS, End-Coach-Owner, inducted 1963. Started Bears as Decatur Staleys in 1920 has been with the Bears ever since (with time out for Navy duty in WWII). Co-organizer of forerunner of NFL. Coached for 40 seasons and retired with an all-time high 326 victories. Played pro ball for 11 seasons starting with Hammond Pros in 1919. Wore jersey 7.

ED HEALEY, T, inducted 1964. Played for Bears five seasons from 1922 to 1927. First player purchased by Bears—from Rock Island where he played two seasons. Termed "the most versatile tackle of all time" by Halas. First president (1937) of Bear alumni association. College ball at Dartmouth. Wore jersey 16.

BILL HEWITT, E, inducted 1971. Played five seasons with Bears from 1932 to 1936 then four more seasons with Eagles. All-League in '33 and '34. Helmetless player who starred at Michigan. His number 56 is retired.

GRANGE

HALAS

HEALEY

HEWITT



**LUCKMAN****LYMAN****McAFEE****NAGURSKI**

Pro Hall of Famers

SID LUCKMAN, QB, inducted 1965. Played 12 seasons with Bears from 1939 to '50. Tailback at Columbia. All-Pro six times. Directed Bears to four NFL championships. Still leads NFL in percentage throws for TDs with 8%, 137 TDs. His number 42 jersey is retired.

ROY (LINK) LYMAN, T, inducted 1964. Played seven seasons for Bears between 1926 and '34. Started pro career with Canton in 1922, college star at Nebraska. Played defense with stunting style setting trend for modern play. Wore five jersey numbers during career 2, 11, 12, 14, 77.

GEORGE McAFEE, HB, inducted 1966. Played eight seasons with Bears from 1940 to 1950 with time out for WWII. All-Pro in 1941. Still holds NFL punt return record with 12.78 yards a try. All-America at Duke. His jersey number 5 is retired.

BRONKO NAGURSKI, FB-T, inducted 1963. Played nine seasons with Bears from 1930 to '37 and 1943 (after retiring). All-Pro three times. Most punishing runner of all time. Minnesota all-America. Sixth on all-time Chicago rushing list. His jersey number 3 is retired. Also wore number 16.

GALE SAYERS, RB, inducted 1977. Played for Bears seven seasons from 1965 to 71. Unanimous all-NFL

five times. NFL Rookie of the Year 1965. Selected for Pro Bowl five times, played in four, most valuable offensive player in three. Selected as all-time All-Pro. Set 23 Bear records and seven NFL records. Wore jersey number 40.

JOE STYDAHAR, T, inducted 1967. Played nine seasons with Bears from 1936 to 1946 with time out for WWII. First player drafted by Bears after college days at West Virginia. All-Pro four times. Played on three NFL championship teams. Wore jersey 13.

GEORGE TRAFTON, C, inducted 1964. Played 12 seasons with Bears from 1920 to 32 and never made a bad snap. College star at Notre Dame. First center to snap with one hand. Wore jersey 13.

CLYDE (BULLDOG) TURNER, C-LB, inducted 1966. Played 12 seasons with Bears from 1940 to '52 with all-pro honors six times as center. Made 17 interceptions as LB. Played in first two Pro Bowls ('51 & '52). All-America at Hardin-Simmons. His jersey number 66 is retired.

Three other players in the Hall of Fame also wore Chicago colors although spending most of their careers with other teams: End Guy Chamberlain who played in 1920 & '21, guard Walt Kiesling 1934, and quarterback Bobby Layne, 1948.

SAYERS**STYDAHAR****TRAFTON****TURNER**

game should be played to a "sudden-death" finish in event of tie. NFL adopts "sudden-death" plan 1/24/47.

12/21/41—Shocked by Pearl Harbor only 13,341 watch the Bears rout the Giants 37-9 for the NFL crown in Wrigley Field behind FB Norm Standlee's two short TD runs and frosting TDs by George McAfee and Ken Kavanaugh.

12/13/42—George Halas departs for the US Navy prior to the NFL title game which Chicago loses 14-6 in Washington. Bears score on Lee Artoe's 50-yard fumble return.

1943—Hunk Anderson and Luke Johnsos co-coach the wartime Bears for the next three seasons compiling a 15-11-2 record.

11/14/43—Sid Luckman becomes the first pro to pass for over 400 yards in a game. He hits the Giants with 433 and seven TDs.

12/26/43—The Bears blast Washington 41-21 in Wrigley Field for the NFL title before 34,320 fans. Sid Luckman throws five TD passes (2 each to Harry Clark and Dante Magnani). Bronko Nagurski scores his last Bear TD, a 3-yard smash.

11/22/45—George Halas returns to Bears from WWII and his tour of duty with the Navy. The 1-7 Bears respond winning their last two games for a 3-7 record.

12/15/46—With George Halas around for the full season, the Bears whip the Giants 24-14 before a record NFL title crowd of 58,346 in the Polo Grounds. After opening with a 21-yard TD pass to Ken Kavanaugh, Sid Luckman gets the winning score on a 19-yard bootleg.

1948—Bears make the first trade for a draft choice then select QB Bobby Layne.

12/11/49—Johnny Lujack sets NFL passing record with 468 yards against the Cardinals.

1956—Paddy Driscoll starts his two-year tour as head coach after George Halas retires for a third time. Driscoll's two teams own a 14-10-1 record.

12/30/56—Giants, with their sneakers again, trounce Chicago 47-7 before 56,836 in Yankee Stadium for NFL title.

12/29/63—Bears intercept five YA Title passes and capture NFL title from Giants 14-10 in Wrigley Field before 45,801 and closed circuit TV. Champs share \$5,899 per man. QB Billy Wade gets both TDs on 2- and 1-yard runs.

1964—Flanker Johnny Morris catches NFL record 93 passes.

1965—Bears set standard for perfect draft selecting LB Dick Butkus and RB Gale Sayers on first round.

12/12/65—Rookie Sayers bursts into pro football with a NFL record 22 TDs.

1966—Gale Sayers sets NFL combined yards record with 2,440.

5/27/68—The all-time winningest coach in football history, George Halas retires from coaching after 40 seasons with 326 wins, 150 defeats, 30 ties.

5/28/68—Jim Dooley named head coach of the Bears. During his four seasons, the Club posts a 20-36-0 record.

1969—Low mark in Bear history with a 1-13 record.

12/13/70—Bears say goodbye to Wrigley Field trouncing Green Bay 35-17. They will make Soldier Field Their home in 1971.

1/27/74—Abe Gibron replaces Jim Dooley as head coach.

9/12/74—Jim Finks is named executive vice president, general manager, and chief operating officer after a distinguished career with the Vikings.

12/17/74—After three seasons and a League record of 11-30-1, Abe Gibron departs as head coach.

12/31/74—Former NFL star linebacker Jack Pardee is named Bear head coach—the first non-Bear to hold the job in the history of the Club.

7/12/75—Bears open training camp at Lake Forest College after 31 seasons of training in Rensselaer, Ind.

12/12/76—Jack Pardee becomes second Bear coach named NFC coach of the year after team finishes 7-7 for its best record since '68.

11/20/77—On route to leading the NFL in rushing with a Bear record 1,852 yards, Walter Payton dashes through Vikings in SF for a NFL record 275 yards.

12/16/77—A 28-yard FG by Bob Thomas with nine seconds left in overtime gives Bears a six-game win streak, their first playoff spot in 14 years with 9-5 record, and a 12-9 win over the Giants.

12/26/77—Bears finish season with 37-7 playoff loss at Dallas but set 28 team records and play before a home record 401,513 fans for seven SF dates.

1/19/78—With a three-year record of 20-22, Jack Pardee resigns to seek Redskin coaching job.

2/16/78—Neill Armstrong, defensive coordinator of the Minnesota Vikings, becomes head coach.

6/10/78—Bears announce plans for construction of Bear Park.

BEARS VS THE NFL

Opponents (1st game)	Won	Lost	Tied	Pct.	Pts.	Opp.
New Orleans Saints (1968)	5	3	0	.625	202	144
Regular Season	5	2	0	.714	188	124
Pre-Season	0	1	0	.000	14	20
New York Giants (1925)	38	21	2	.639	1,017	775
Regular Season	22	14	2	.605	619	443
Pre-Season	12	5	0	.706	280	201
Playoffs	4	2	0	.667	118	131
New York Jets (1974)	1	1	0	.500	41	29
Regular Season	0	1	0	.000	21	23
Pre-Season	1	0	0	1.000	20	6
Oakland Raiders (1972)	1	2	0	.333	68	69
Regular Season	0	2	0	.000	48	56
Pre-Season	1	0	0	1.000	20	13
Philadelphia Eagles (1933)	32	10	1	.762	981*	622*
Regular Season	18	2	1	.904	550*	230*
Pre-Season	14	8	0	.619	431	392
Pittsburgh Steelers (1925)	31	9	1	.775	1,030*	595*
Regular Season	16	3	1	.842	540*	258*
Pre-Season	15	6	0	.714	490	337
St. Louis Cardinals (1920)	58	35	6	.616	1,828	1,278
Regular Season	50	35	6	.679	1,513	927
Pre-Season	8	12	0	.400	315	351
San Diego Chargers (1970)	1	3	0	.250	59	62
Regular Season	0	2	0	.000	28	48
Pre-Season	1	1	0	.500	31	14
San Francisco 49ers (1950)	21	21	1	.500	963	946
Regular Season	20	21	1	.488	939	939
Pre-Season	1	0	0	1.000	24	7
Seattle Seahawks (1976)	2	0	0	1.000	61	23
Regular Season	1	0	0	1.000	34	7
Pre-Season	1	0	0	1.000	27	16
Tampa Bay Buccaneers (1976)	2	0	0	1.000	20	7
Regular Season	1	0	0	1.000	10	0
Pre-Season	1	0	0	1.000	10	7
Washington Redskins (1937)	34	16	0	.680	1,211	814
Regular Season	10	7	0	.588	410	325
Pre-Season	22	7	0	.759	660	426
Playoffs	2	2	0	.500	141	63
* In 1943 the Pittsburgh and Philadelphia teams were combined; the Bears' 48-21 victory points are included in both teams final scores.						
Totals: All Opponents	640	358	52	.610	20,679	15,351
Regular Season	431	265	42	.612	13,798	11,051
Pre-Season	201	87	10	.691	6,559	4,031
Playoffs	8	6	0	.571	322	269
Totals: 27 Active NFL	436	327	31	.569	15,275	13,543
Regular Season	324	241	25	.570	11,434	10,008
Pre-Season	105	80	6	.565	3,528	3,266
Playoffs	7	6	0	.538	313	269

ALL TIME COACHING RECORDS

Years	Coach	Won	Lost	Tied	Pct.	Seasons	Games
1920-67	George Halas	480	201	35	.695	40	716
	Regular Season	320	147	31	.674		498
	Pre-Season	154	51	4	.746		209
	Playoffs	6	3	0	.667		9
1930-32	Ralph Jones	30	11	8	.694	3	49
	Regular Season	24	10	7	.671		41
	Pre-Season	5	1	1	.786		7
	Playoffs	1	0	0	1.000		1
1942-45	Anderson & Johnsos	30	15	2	.660	3	47
	Regular Season	22	11	2	.657		35
	Pre-Season	7	3	0	.700		10
	Playoffs	1	1	0	.500		2
1956-57	John L. Driscoll	23	12	2	.649	2	37
	Regular Season	14	9	1	.604		24
	Pre-Season	9	2	1	.792		12
	Playoffs	0	1	0	.000		1
1968-71	Jim Dooley	31	47	1	.399	4	79
	Regular Season	20	36	0	.357		56
	Pre-Season	11	11	1	.500		23
1972-74	Abe Gibrón	16	40	4	.300	3	60
	Regular Season	11	30	1	.274		42
	Pre-Season	5	10	3	.361		18
1975-77	Jack Pardee	30	32	0	.484	3	62
	Regular Season	20	22	0	.476		42
	Pre-Season	10	9	0	.526		19
	Playoffs	0	1	0	.000		1

Assistant Coaches

Name	Seasons	Years	Goldston, Ralph	1	1974
Allen, George	8	1958-65	Grange, Red	8	1933-40
Anderson, Hunk	8	1940-42, 1946-50	Handler, Phil	17	1952-68
Austin, Bill	1	1971	Hilton, John	3	1975-77
Bratkowski, Zeke	3	1972-74	Jagade, Chick	1	1956
Brumbaugh, Carl	3	1938, 1940, 1944	Johnsos, Luke	30	1935-39, 1941-42
Callahan, Ray	3	1975-77			1946-68
Carr, Jim	3	1969, 1973-74	Lord, Bob	1	1974
Cherundolo, Chuck	6	1966-68, 1972-74	Luckman, Sid	16	1954, 1956-70
Cody, Ed	6	1965-70	Mather, Chuck	8	1958-65
Conner, George	2	1956-57	Moss, Perry	4	1970-73
DeCorrevont, Bill	1	1949	O'Connor, Fred	3	1975-77
Dimancheff, Babe	3	1966-68	Ringo, Jim	3	1969-71
Dooley, Jim	5	1963-67	Ronzani, Gene	3	1947-49
Dovell, Whitey	3	1972-74	Shaughnessy, Clark	12	1951-62
Driscoll, Paddy	20	1941-55, 1958-62	Shaw, Bob	3	1969-71
Ecklund, Brad	3	1975-77	Shinnick, Don	2	1970-71
Fichtner, Ross	3	1975-77	Stoltz, Jerry	4	1973-76
Fortunato, Joe	2	1967-68	Stydahar, Joe	2	1963-64
George, Bill	1	1972	Turner, Bulldog	4	1952-56
Gibrón, Abe	7	1965-71	Walquist, Laurie	2	1933-34
Gillman, Sid	1	1977	Wilson, George	2	1947-48

ALL-TIME SEASON SCORES

1920			.909			1921			.900			
Won	10	Lost	1	Tied	2	Won	9	Lost	1	Tied	1	
George Halas, Ed Sternaman — Coaches						George S. Halas, Ed Sternaman — Coaches						
Bears	Opp.	Bears	Opp.	Bears	Opp.	Bears	Opp.	Bears	Opp.	Bears	Opp.	
Moline	20	0	Rock Island	14	0	Rock Island	14	0	Rochester	16	13	
Kewanee	27	0	Rochester	7	0	Dayton Triangles	7	0	Detroit Tigers	20	9	
Rock Island	10	0	Dayton Triangles	3	0	Rock Island	3	0	Cleveland Tigers	22	7	
Chicago Tigers	10	0	Cleveland Tigers	6	7	Buffalo All Stars	6	7	Green Bay Packers	(W)	20	0
Rockford	29	0	Green Bay Packers	20	0	Buffalo All Stars	10	7	Buffalo All Stars	10	0	
Champaign	20	0	Buffalo All Stars	10	7	Canton Bulldogs	10	0	Chicago Cardinals	(W)	0	0
Hammond	28	0	Canton Bulldogs	0	0	Chicago Cardinals	128	43				
Rock Island	0	0										
Minneapolis Marines	3	0										
Chicago Tigers	6	0										
Cardinals	(NP)	6	7									
Cardinals	(W)	10	0									
Akron		0	0									
		169	7									

CITIES CODE

A	Atlanta, Ga.	MN	Moline, Ill.
AK	Akron, O.	MO	Montreal, Canada
B	Birmingham, Ala.	NA	Nashville, Tenn.
BF	Buffalo, N.Y.	NE	New England
BL	Baltimore, Md.	NF	Norfolk, Va.
BO	Boston, Mass.	NJ	East Rutherford, N.J.
BR	Brooklyn, N.Y.	NO	New Orleans, La.
C	Canton, O.	NP	Normal Park, Chicago
CH	Charleston, W.Va.	NY	New York, N.Y.
CI	Cincinnati, O.	O	Oakland, Ca.
CL	Cleveland, O.	P	Pontiac, Mich.
CM	Comiskey Park	PH	Philadelphia, Pa.
CN	Champaign, N.	PI	Pittsburgh, Pa.
CR	Cedar Rapids, Ia.	PO	Portsmouth, O.
D	Detroit, Mich.	R	Raleigh, N.C.
DA	Dallas, Tex.	RI	Richmond, Va.
DN	Denver, Colo.	RK	Rock Island, Ill.
DS	Dyche Stadium	S	Soldier Field
GB	Green Bay, Wis.	SB	South Bend, Ind.
H	Houston, Tex.	SD	San Diego, Ca.
HE	Hershey, Pa.	SE	Seattle, Wa.
JA	Jacksonville, Fla.	SF	San Francisco, Ca.
KC	Kansas City, Mo.	SL	St. Louis, Mo.
LA	Los Angeles, Ca.	SP	Spokane, Wa.
M	Minnesota	T	Tulsa, Okla.
ME	Memphis, Tenn.	TB	Tampa Bay, Fl.
MI	Miami, Fla.	TO	Toronto, Canada
MP	Mills Park, Chicago	W	Wrigley Field
ML	Milwaukee, Wis.	WA	Washington, D.C.

1922 .750
 Won 9 Lost 3

1925 .642
 Won 9 Lost 5 Tied 3

George S. Halas,
 Ed Stettaman — Coaches

	Bears	Opp.
Racine Legion	6	0
Rock Island	10	6
Robtster	7	0
Buffalo All Americans	7	0
Canton Bulldogs	6	7
Dayton Triangles	9	9
Thorpe's Indians	33	6
Rock Island	3	3
Akron Indians	20	10
Chicago Cardinals	0	6
Toledo	22	0
Chicago Cardinals	0	9

	Bears	Opp.
Ed Stettaman — Coaches	123	44

George S. Halas,
 Ed Stettaman — Coaches

	Bears	Opp.
Rock Island	0	0
G. B. Packers	10	(GB)
Detroit Panthers	0	0
Hammond	28	7
Cleveland Bulldogs	7	0
Chicago Cardinals	0	9
Rock Island	6	0
Frankford Yellowjackets	19	0
Detroit Panthers	14	0
G. B. Packers	21	(W)
Chicago Cardinals	0	(W)
Columbus Tigers	14	13
Frankford Yellowjackets	14	7
N. Y. Giants	19	7
Providence	6	9
Detroit Panthers	0	21
N. Y. Giants	0	9

1923 .818
 Won 9 Lost 2 Tied 1

1926 .923
 Won 12 Lost 1 Tied 3

George S. Halas,
 Ed Stettaman — Coaches

	Bears	Opp.
Rock Island	0	3
Racine Horlicks	3	0
G. B. Packers	3	0
Buffalo	18	3
Canton Bulldogs	0	6
Omaha Indians	26	0
Akron Indians	20	3
Rock Island	7	6
Hammond Hoosiers	14	7
Chicago Cardinals	3	0
Rock Island	29	7
Milwaukee Badgers	7	7

	Bears	Opp.
Ed Stettaman — Coaches	130	42

George S. Halas,
 Ed Stettaman — Coaches

	Bears	Opp.
Milwaukee Badgers	10	7
G. B. Packers	6	6
Detroit Panthers	10	7
N. Y. Giants	7	0
Chicago Cardinals	16	0
Duluth Eskimos	24	6
Akron	17	0
Louisville	34	0
Chicago Cardinals	10	0
Milwaukee Badgers	19	7
G. B. Packers	19	13
Chicago Cardinals	0	0
Canton Bulldogs	35	0
Frankford Yellowjackets	9	7
Pattsville	6	7
G. B. Packers	3	3

1924 .857
 Won 6 Lost 1 Tied 4

1927 .750
 Won 9 Lost 3 Tied 2

George S. Halas,
 Ed Stettaman — Coaches

	Bears	Opp.
G. B. Packers	0	5
Rock Island	0	0
Racine Legion	10	10
Chicago Cardinals	6	0
Frankford Yellowjackets	33	3
Rock Island	3	3
Columbus Tigers	12	6
Racine Legion	3	3
G. B. Packers	3	0
Chicago Cardinals	21	0
Milwaukee Badgers	31	14
	122	44

George S. Halas,
 Ed Stettaman — Coaches

	Bears	Opp.
Chicago Cardinals	9	0
G. B. Packers	7	6
New York Yankees	12	0
Cleveland Bulldogs	14	12
Dayton Triangles	14	6

New York Yankees	6	26	Minneapolis Redjackets	20	0
Frankford Yellowjackets	0	0	N.Y. Giants	0	12
Providence	0	0	Chicago Cardinals	32	6
Pottsville	30	12	Portsmouth	6	7
G.B. Packers	14	6	Frankford Yellowjackets	13	7
N.Y. Giants	7	13	Minneapolis Redjackets	20	7
Chicago Cardinals	0	3	G.B. Packers	12	13
Frankford Yellowjackets	9	0	N.Y. Giants	12	0
Duluth Eskimos	27	0	Chicago Cardinals	6	0
	150	84	Portsmouth	14	6
			G.B. Packers	21	0
			Chicago Cardinals	9	7
				165	72

1928 .636

Won 7 Lost 4 Tied 1

George S. Halas, Ed Stemaman — Coaches	Bears	Opp.	1931	.615	
Chicago Cardinals	15	0	Won 8	Lost 5	
G.B. Packers	12	12	Ralph Jones — Coach	Bears	Opp.
N.Y. Giants	13	0	Cleveland Indians	21	0
G.B. Packers	6	16	G.B. Packers	0	7
Detroit Wolverines	0	6	N.Y. Giants	6	0
New York Yankees	27	0	Chicago Cardinals	26	13
Dayton Triangles	27	0	Frankford Yellowjackets	12	13
Pottsville Maroons	13	6	G.B. Packers	2	6
Chicago Cardinals	34	0	Portsmouth	9	6
Frankford Yellowjackets	28	6	N.Y. Giants	12	6
G.B. Packers	0	6	Brooklyn Dodgers	26	0
Frankford Yellowjackets	0	19	Portsmouth	0	3
	175	71	Chicago Cardinals	18	7
			N.Y. Giants	6	25
			G.B. Packers	7	6
				145	92

1929 .333

Won 4 Lost 8 Tied 2

George S. Halas, Ed Stemaman — Coaches	Bears	Opp.	1932	.875	
Minneapolis Marines	19	6	Won 7	Lost 1	Tied 6
G.B. Packers	0	23	Ralph Jones — Coach	Bears	Opp.
Minneapolis Marines	7	6	G.B. Packers	0	0
Buffalo Bisons	16	0	Stapleton	0	0
Chicago Cardinals	0	0	Chicago Cardinals	0	0
Minneapolis Redjackets	27	0	G.B. Packers	0	2
N.Y. Giants	14	26	Brooklyn Dodgers	13	0
G.B. Packers	0	14	Stapleton	27	7
Frankford Yellowjackets	14	20	Boston Redskins	7	7
N.Y. Giants	0	34	N.Y. Giants	28	8
Chicago Cardinals	6	40	Portsmouth Spartans	13	13
Frankford Yellowjackets	0	0	Brooklyn Dodgers	20	0
G.B. Packers	0	25	Chicago Cardinals	34	0
N.Y. Giants	9	14	Portsmouth Spartans	7	7
	112	208	N.Y. Giants	6	0
			G.B. Packers	9	0
				164	44

1930 .692

Won 9 Lost 4 Tied 1

Ralph Jones — Coach	Bears	Opp.	NFL CHAMPIONSHIP		
Brooklyn Dodgers	0	0	Portsmouth Spartans	9	0
G.B. Packers	0	7	Played on 80-yard field in Chicago Stadium.		

1933 SEASON .833
Won 10 Lost 2 Tied 1

George S. Halas — Coach

S 24 Green Bay Packers . . . (GB)	Bears	14	7
O 1 Boston Redskins (W)	Opp.	7	0
O 8 Brooklyn Dodgers (BR)		10	0
O 15 Chicago Cardinals (W)		12	9
O 22 Green Bay Packers (W)		10	7
O 29 New York Giants (W)		14	10
N 5 Boston Redskins (BR)		0	0
N 12 Philadelphia Eagles (PH)		3	3
N 19 New York Giants (W)		0	0
N 26 Portsmouth Spartans (W)		17	14
N 30 Chicago Cardinals (W)		22	6
D 3 Portsmouth Spartans (PO)		17	7
D 10 Green Bay Packers (W)		7	6

NFL CHAMPIONSHIP
 D 17 New York Giants (W) 23 21

D 1 Chicago Cardinals (W) 7 7
 D 8 Chicago Cardinals (W) 13 0
 192 106

1936 SEASON .750
Won 9 Lost 3

George S. Halas — Coach

S 20 Green Bay Packers (GB)	Bears	30	3
S 27 Philadelphia Eagles (PH)	Opp.	17	0
O 4 Pittsburgh Pirates (PI)		27	0
O 11 Chicago Cardinals (W)		7	3
O 18 Pittsburgh Pirates (W)		26	7
O 25 Detroit Lions (W)		12	10
N 1 Green Bay Packers (W)		10	21
N 8 New York Giants (W)		25	7
N 15 Boston Redskins (BR)		26	0
N 22 Philadelphia Eagles (PH)		28	7
N 26 Detroit Lions (D)		7	7
N 29 Chicago Cardinals (W)		222	14

1934 SEASON 1.000
Won 13 Lost 0

George S. Halas — Coach

S 23 Green Bay Packers (GB)	Bears	24	10
S 30 Cincinnati Reds (C)	Opp.	3	3
O 7 Brooklyn Dodgers (BR)		21	6
O 10 Pittsburgh Pirates (PI)		28	0
O 14 Chicago Cardinals (W)		20	0
O 21 Cincinnati Reds (W)		41	7
O 28 Green Bay Packers (W)		27	14
N 4 New York Giants (W)		27	7
N 11 Boston Redskins (BR)		21	9
N 18 New York Giants (W)		10	6
N 25 Chicago Cardinals (W)		17	6
N 29 Detroit Lions (D)		19	16
D 2 Detroit Lions (W)		10	7

NFL CHAMPIONSHIP
 D 9 New York Giants (W) 13 30

1937 SEASON .900
Won 9 Lost 1 Tied 1

George S. Halas — Coach

S 10 Green Bay Packers (GB)	Bears	14	2
O 4 Pittsburgh Steelers (PI)	Opp.	7	0
O 10 Cleveland Rams (CL)		20	2
O 17 Chicago Cardinals (W)		16	7
O 24 Detroit Lions (W)		28	20
O 31 New York Giants (W)		13	3
N 7 Green Bay Packers (GB)		14	24
N 14 Brooklyn Dodgers (W)		29	7
N 25 Detroit Lions (D)		13	0
N 28 Cleveland Rams (W)		15	7
D 5 Chicago Cardinals (W)		42	28
D 12 Washington Redskins (W)		201	100

NFL CHAMPIONSHIP
 D 12 Washington Redskins (W) 21 28

1935 SEASON .600
Won 6 Lost 4 Tied 2

George S. Halas — Coach

S 22 Green Bay Packers (GB)	Bears	0	7
S 29 Pittsburgh Pirates (PI)	Opp.	7	0
O 13 Philadelphia Eagles (PH)		23	7
O 20 Brooklyn Dodgers (W)		39	0
O 27 Green Bay Packers (W)		24	14
N 3 New York Giants (W)		17	3
N 10 Boston Redskins (BR)		20	14
N 17 New York Giants (W)		30	14
N 24 Detroit Lions (W)		0	3
N 28 Detroit Lions (D)		20	2

1938 SEASON .545
Won 6 Lost 5

George S. Halas — Coach

S 11 Chicago Cardinals (S)	Bears	16	13
S 18 Green Bay Packers (GB)	Opp.	2	0
O 2 Philadelphia Eagles (PH)		28	6
O 9 Cleveland Rams (CL)		7	14
O 16 Chicago Cardinals (W)		34	28
O 23 Cleveland Rams (W)		21	23
O 30 Detroit Lions (W)		17	17
N 6 Green Bay Packers (W)		7	13
N 13 Washington Redskins (W)		31	7
N 20 Brooklyn Dodgers (BR)		24	6
N 24 Detroit Lions (D)		7	14
		194	148

1939 SEASON .727

1942 SEASON 1.000

Won 8 Lost 3

Won 11 Lost 0

George S. Halas — Coach	Bears	Opp.
S 15 Cleveland Rams (W)	30	21
S 24 Green Bay Packers (GB)	16	21
0 2 Pittsburgh Steelers (PI)	32	0
0 8 Cleveland Rams (CL)	35	21
0 15 Chicago Cardinals (W)	44	7
0 22 New York Giants (NY)	13	16
0 29 Detroit Lions (W)	0	10
N 5 Green Bay Packers (W)	30	27
N 12 Detroit Lions (D)	23	13
N 19 Philadelphia Eagles (W)	27	14
N 26 Chicago Cardinals (CM)	48	7
	298	157

George S. Halas — Coach	Bears	Opp.
S 27 Green Bay Packers (GB)	44	28
0 4 Cleveland Rams (CL)	21	7
0 11 Chicago Cardinals (W)	41	14
0 18 New York Giants (W)	26	7
0 25 Philadelphia Eagles (W)	45	14
N 1 Detroit Lions (W)	16	0
N 1 Brooklyn Dodgers (BR)	35	0
N 15 Green Bay Packers (W)	38	7
N 22 Detroit Lions (D)	42	0
N 29 Cleveland Rams (W)	47	0
D 6 Chicago Cardinals (CM)	21	7
	376	84

1940 SEASON .727

NFL CHAMPIONSHIP

D 13 Washington Redskins (WA) 6 14

Won 8 Lost 3

1943 SEASON .889

George S. Halas — Coach	Bears	Opp.
S 22 Green Bay Packers (GB)	41	10
S 25 Chicago Cardinals (CM)	7	21
0 6 Cleveland Rams (CL)	21	14
0 13 Detroit Lions (W)	7	7
0 20 Brooklyn Dodgers (W)	16	0
0 27 New York Giants (NY)	37	21
N 3 Green Bay Packers (W)	14	14
N 10 Detroit Lions (D)	14	17
N 17 Washington Redskins (WA)	3	7
N 24 Cleveland Rams (W)	47	25
D 1 Chicago Cardinals (W)	31	23
	238	152

Hartley "Hunk" Anderson,	Bears	Opp.
Luke Johns — Coaches		
S 28 Green Bay Packers (GB)	21	21
0 3 Detroit Lions (D)	27	21
0 10 Chicago Cardinals (W)	20	0
0 17 Philadelphia-Pittsburgh (W)	48	21
0 24 Brooklyn Dodgers (W)	33	21
0 31 Detroit Lions (W)	35	14
N 7 Green Bay Packers (W)	21	7
N 14 New York Giants (NY)	56	7
N 21 Washington Redskins (WA)	7	21
N 29 Chicago Cardinals (CM)	35	24
	303	157

NFL CHAMPIONSHIP

D 8 Washington Redskins (WA) 73 0

1941 SEASON .909

NFL CHAMPIONSHIP

D 26 Washington Redskins (W) 41 21

Won 10 Lost 1

Won 6 Lost 3 Tied 1

George S. Halas — Coach	Bears	Opp.
S 28 Green Bay Packers (GB)	25	17
0 5 Cleveland Rams (CL)	48	21
0 12 Chicago Cardinals (W)	53	7
0 19 Detroit Lions (W)	49	0
0 26 Pittsburgh Steelers (W)	34	7
N 2 Green Bay Packers (W)	14	16
N 9 Cleveland Rams (W)	31	13
N 16 Washington Redskins (W)	35	21
N 23 Detroit Lions (D)	24	7
N 30 Philadelphia Eagles (PH)	49	14
D 7 Chicago Cardinals (CM)	34	24
	396	147

Hartley "Hunk" Anderson,	Bears	Opp.
Luke Johns — Coaches		
S 24 Green Bay Packers (GB)	28	42
0 8 Cleveland Rams (CL)	7	19
0 15 Cardinal-Pittsburgh (W)	34	7
0 22 Detroit Lions (W)	21	21
0 29 Cleveland Rams (W)	28	21
N 5 Green Bay Packers (W)	21	0
N 12 Boston Yanks (W)	21	7
N 19 Detroit Lions (D)	21	41
N 26 Philadelphia Eagles (PH)	28	7
D 3 Cardinal-Pittsburgh (PI)	49	7
	258	172

CONFERENCE PLAYOFF

D 14 Green Bay Packers (W) 33

N 26 Philadelphia Eagles (PH) 28

D 21 New York Giants (W) 37

D 3 Cardinal-Pittsburgh (PI) 258

NFL CHAMPIONSHIP

1945 SEASON .300

1948 SEASON .833

Won 3 Lost 7

Won 10 Lost 2

Hardley "Hunk" Anderson,

Bears

George S. Halas — Coach

Bears Opp.

Luke Johnson — Coach
 S 30 Green Bay Packers ... (GB) 21
 O 7 Cleveland Rams ... (CL) 0
 O 14 Chicago Cardinals ... (W) 7
 O 21 Cleveland Rams ... (W) 21
 O 28 Detroit Lions ... (D) 10
 N 4 Green Bay Packers ... (W) 28
 N 11 Detroit Lions ... (W) 28
 N 18 Washington Redskins (WA) 21
 N 25 Pittsburgh Steelers ... (W) 28
 D 2 Chicago Cardinals ... (CM) 192

S 26 Green Bay Packers ... (GB) 31
 O 4 Chicago Cardinals ... (CM) 17
 O 10 Los Angeles Rams ... (W) 16
 O 17 Detroit Lions ... (W) 16
 O 24 Philadelphia Eagles ... (PH) 41
 O 31 New York Giants ... (W) 16
 N 7 Los Angeles Rams ... (LA) 24
 N 14 Green Bay Packers ... (W) 35
 N 21 Boston Yanks ... (BO) 28
 N 28 Washington Redskins (W) 28
 D 5 Detroit Lions ... (D) 20
 D 12 Chicago Cardinals ... (W) 235

S 26 Green Bay Packers ... (GB) 45
 O 4 Chicago Cardinals ... (CM) 28
 O 10 Los Angeles Rams ... (W) 42
 O 17 Detroit Lions ... (W) 28
 O 24 Philadelphia Eagles ... (PH) 7
 O 31 New York Giants ... (W) 35
 N 7 Los Angeles Rams ... (LA) 21
 N 14 Green Bay Packers ... (W) 7
 N 21 Boston Yanks ... (BO) 51
 N 28 Washington Redskins (W) 48
 D 5 Detroit Lions ... (D) 42
 D 12 Chicago Cardinals ... (W) 375

1946 SEASON .800

1949 SEASON .750

Won 8 Lost 2 Tied 1

Won 9 Lost 3

George S. Halas — Coach

Bears

George S. Halas — Coach

Bears Opp.

S 29 Green Bay Packers ... (GB) 30
 O 6 Chicago Cardinals ... (CM) 34
 O 13 Los Angeles Rams ... (W) 28
 O 20 Philadelphia Eagles ... (W) 21
 O 27 New York Giants ... (NY) 0
 N 3 Green Bay Packers ... (W) 10
 N 10 Los Angeles Rams ... (LA) 27
 N 17 Washington Redskins (W) 24
 N 24 Detroit Lions ... (W) 42
 D 1 Chicago Cardinals ... (W) 28
 D 8 Detroit Lions ... (D) 45
 289

S 25 Green Bay Packers ... (GB) 7
 O 2 Chicago Cardinals ... (CM) 17
 O 9 Los Angeles Rams ... (W) 28
 O 16 Philadelphia Eagles ... (W) 14
 O 23 New York Giants ... (NY) 14
 O 30 Los Angeles Rams ... (LA) 10
 N 6 Green Bay Packers ... (W) 7
 N 13 Detroit Lions ... (W) 21
 N 20 Washington Redskins (WA) 24
 N 24 Detroit Lions ... (D) 6
 N 4 Pittsburgh Steelers ... (W) 35
 D 4 Pittsburgh Steelers ... (W) 28
 D 11 Chicago Cardinals ... (W) 197

S 25 Green Bay Packers ... (GB) 17
 O 2 Chicago Cardinals ... (CM) 17
 O 9 Los Angeles Rams ... (W) 16
 O 16 Philadelphia Eagles ... (W) 38
 O 23 New York Giants ... (NY) 28
 O 30 Los Angeles Rams ... (LA) 24
 N 6 Green Bay Packers ... (W) 24
 N 13 Detroit Lions ... (W) 27
 N 20 Washington Redskins (WA) 31
 N 24 Detroit Lions ... (D) 28
 N 4 Pittsburgh Steelers ... (W) 30
 D 4 Pittsburgh Steelers ... (W) 52
 D 11 Chicago Cardinals ... (W) 332

NFL CHAMPIONSHIP

D 15 New York Giants ... (NY) 24 14

1950 SEASON .750

1947 SEASON .667

Won 9 Lost 3

Won 8 Lost 4

George S. Halas — Coach

Bears

George S. Halas — Coach

Bears Opp.

S 28 Green Bay Packers ... (GB) 20
 O 5 Chicago Cardinals ... (CM) 7
 O 12 Philadelphia Eagles ... (W) 40
 O 19 Detroit Lions ... (W) 33
 O 26 Washington Redskins (WA) 56
 N 2 Boston Yanks ... (BO) 28
 N 9 Green Bay Packers ... (W) 20
 N 16 Los Angeles Rams ... (LA) 41
 N 23 Pittsburgh Steelers ... (WA) 49
 N 27 Detroit Lions ... (D) 34
 D 7 Los Angeles Rams ... (W) 14
 D 14 Chicago Cardinals ... (W) 363

S 17 Los Angeles Rams ... (LA) 29
 O 1 Green Bay Packers ... (GB) 31
 O 8 Chicago Cardinals ... (W) 7
 O 15 Green Bay Packers ... (W) 24
 O 29 New York Yanks ... (NY) 24
 N 5 Detroit Lions ... (D) 24
 N 12 New York Yanks ... (W) 20
 N 19 San Francisco 49ers ... (W) 17
 N 26 Los Angeles Rams ... (W) 21
 D 3 Chicago Cardinals ... (CM) 7
 D 10 Detroit Lions ... (W) 14

S 17 Los Angeles Rams ... (LA) 24
 S 24 San Francisco 49ers (SF) 32
 O 1 Green Bay Packers ... (GB) 21
 O 8 Chicago Cardinals ... (W) 27
 O 15 Green Bay Packers ... (W) 28
 O 29 New York Yanks ... (NY) 27
 N 5 Detroit Lions ... (D) 35
 N 12 New York Yanks ... (W) 28
 N 19 San Francisco 49ers ... (W) 17
 N 26 Los Angeles Rams ... (W) 24
 D 3 Chicago Cardinals ... (CM) 10
 D 10 Detroit Lions ... (W) 6

CONFERENCE PLAYOFF

D 17 Los Angeles Rams ... (LA) 14 24

1951 SEASON .583**Won 7 Lost 5**

George S. Halas — Coach		Bears	Opp.
S 30	Green Bay Packers .. (GB)	31	20
O 7	Chicago Cardinals ... (CM)	14	28
O 14	New York Yanks (W)	24	21
O 21	San Francisco 49ers ... (W)	13	7
O 28	Detroit Lions (D)	28	23
N 4	Washington Redskins (WA)	27	0
N 11	Detroit Lions (W)	28	41
N 18	Green Bay Packers ... (W)	24	13
N 25	Cleveland Browns ... (CL)	21	42
D 2	Los Angeles Rams (W)	17	42
D 9	New York Yanks (NY)	45	21
D 16	Chicago Cardinals (W)	14	24
		286	282

1952 SEASON .416**Won 5 Lost 7**

George S. Halas — Coach		Bears	Opp.
S 28	Green Bay Packers .. (GB)	24	14
O 5	Chicago Cardinals ... (CM)	10	21
O 12	Dallas Texans (W)	38	20
O 19	San Francisco 49ers ... (W)	14	40
O 26	Los Angeles Rams ... (LA)	7	31
N 2	San Francisco 49ers . (SF)	20	17
N 9	Green Bay Packers ... (W)	28	41
N 17	Los Angeles Rams (W)	24	40
N 23	Detroit Lions (W)	24	23
N 27	Dallas Texans (AK)	23	27
D 7	Detroit Lions (D)	21	45
D 14	Chicago Cardinals (W)	10	7
		243	326

1953 SEASON .272**Won 3 Lost 8 Tied 1**

George S. Halas — Coach		Bears	Opp.
S 27	Baltimore Colts (BL)	9	13
O 4	Green Bay Packers ... (GB)	17	13
O 11	Baltimore Colts (W)	14	16
O 18	San Francisco 49ers ... (W)	28	35
O 25	Los Angeles Rams ... (LA)	24	38
N 1	San Francisco 49ers . (SF)	14	24
N 8	Green Bay Packers ... (W)	21	21
N 15	Washington Redskins (WA)	27	24
N 22	Detroit Lions (W)	16	20
N 29	Los Angeles Rams (W)	24	21
D 6	Detroit Lions (D)	7	13
D 13	Chicago Cardinals (W)	17	24
		218	262

1954 SEASON .667**Won 8 Lost 4**

George S. Halas — Coach		Bears	Opp.
S 26	Detroit Lions (D)	23	48
O 3	Green Bay Packers .. (GB)	10	3
O 10	Baltimore Colts (W)	28	9
O 17	San Francisco 49ers .. (W)	24	31
O 24	Los Angeles Rams ... (LA)	38	42
O 31	San Francisco 49ers . (SF)	31	27
N 7	Green Bay Packers ... (W)	28	23
N 14	Cleveland Browns ... (W)	10	39
N 21	Baltimore Colts (BL)	28	13
N 28	Los Angeles Rams (W)	24	13
D 5	Chicago Cardinals ... (CM)	29	7
D 12	Detroit Lions (W)	28	24
		301	279

1955 SEASON .667**Won 8 Lost 4**

George S. Halas — Coach		Bears	Opp.
S 25	Baltimore Colts (BL)	17	23
O 2	Green Bay Packers .. (GB)	3	24
O 9	San Francisco 49ers .. (W)	19	20
O 16	Baltimore Colts (W)	38	10
O 23	San Francisco 49ers . (SF)	34	23
O 30	Los Angeles Rams ... (LA)	31	20
N 6	Green Bay Packers ... (W)	52	31
N 13	Los Angeles Rams (W)	24	3
N 20	Detroit Lions (D)	24	14
N 27	Chicago Cardinals ... (CM)	14	53
D 4	Detroit Lions (W)	21	20
D 11	Philadelphia Eagles ... (W)	17	10
		294	251

1956 SEASON .818**Won 9 Lost 2 Tied 1**

John L. Driscoll — Coach		Bears	Opp.
S 30	Baltimore Colts (BL)	21	28
O 7	Green Bay Packers .. (GB)	37	21
O 14	San Francisco 49ers ... (W)	31	7
O 21	Baltimore Colts (W)	58	27
O 28	San Francisco 49ers . (SF)	38	21
N 4	Los Angeles Rams ... (LA)	35	24
N 11	Green Bay Packers ... (W)	38	14
N 18	Los Angeles Rams (W)	30	21
N 25	New York Giants (NY)	17	17
D 2	Detroit Lions (D)	10	42
D 9	Chicago Cardinals ... (W)	10	3
D 16	Detroit Lions (W)	38	21
		363	246

NFL CHAMPIONSHIP

D 30	New York Giants (NY)	7	47
------	---------------------------	---	----

1957 SEASON .416**Won 5 Lost 7**

John L. Driscoll — Coach		Bears	Opp.				
S 29	Green Bay Packers ... (GB)	17	21	O 2	Baltimore Colts ... (BL)	7	42
O 5	Baltimore Colts ... (BL)	10	21	O 9	Los Angeles Rams ... (W)	34	27
O 13	San Francisco 49ers ... (W)	17	21	O 16	San Francisco 49ers ... (W)	27	10
O 20	Los Angeles Rams ... (W)	34	26	O 23	Los Angeles Rams ... (LA)	24	24
O 27	San Francisco 49ers ... (SF)	17	21	O 30	San Francisco 49ers ... (SF)	7	25
N 3	Los Angeles Rams ... (LA)	16	10	N 6	B Y E		
N 10	Green Bay Packers ... (W)	21	14	N 13	Baltimore Colts ... (W)	20	24
N 17	Baltimore Colts ... (W)	14	29	N 20	Detroit Lions ... (W)	28	7
N 24	Detroit Lions ... (D)	27	7	N 27	Dallas Cowboys ... (W)	17	7
D 1	Washington Redskins ... (W)	3	14	D 4	Green Bay Packers ... (W)	13	41
D 8	Chicago Cardinals ... (CM)	14	6	D 11	Cleveland Browns ... (CL)	0	42
D 15	Detroit Lions ... (W)	13	21	D 18	Detroit Lions ... (D)	0	36
		203	211			194	299

1958 SEASON .667
Won 8 Lost 4

George S. Halas — Coach		Bears	Opp.				
S 28	Green Bay Packers ... (GB)	34	20	S 17	Minnesota Vikings ... (M)	13	37
O 4	Baltimore Colts ... (BL)	38	51	S 23	Los Angeles Rams ... (LA)	21	17
O 12	San Francisco 49ers ... (W)	28	6	O 1	Green Bay Packers ... (GB)	0	24
O 19	Los Angeles Rams ... (W)	31	10	O 8	Detroit Lions ... (D)	31	17
O 26	San Francisco 49ers ... (SF)	27	14	O 15	Baltimore Colts ... (W)	24	10
N 2	Los Angeles Rams ... (LA)	35	41	O 22	San Francisco 49ers ... (W)	31	0
N 9	Green Bay Packers ... (W)	24	10	O 29	Baltimore Colts ... (BL)	21	20
N 16	Baltimore Colts ... (W)	0	17	N 5	Philadelphia Eagles ... (PH)	14	16
N 23	Detroit Lions ... (D)	20	7	N 12	Green Bay Packers ... (W)	28	31
N 30	Pittsburgh Steelers ... (PI)	10	24	N 19	San Francisco 49ers ... (SF)	31	41
D 7	Chicago Cardinals ... (W)	30	14	N 26	Los Angeles Rams ... (W)	28	24
D 14	Detroit Lions ... (W)	21	16	D 3	Detroit Lions ... (W)	15	16
		298	230	D 10	Cleveland Browns ... (W)	17	14
				D 17	Minnesota Vikings ... (W)	52	35
						326	302

1959 SEASON .667
Won 8 Lost 4

George S. Halas — Coach		Bears	Opp.				
S 27	Green Bay Packers ... (GB)	6	9	S 16	San Francisco 49ers ... (SF)	30	14
O 3	Baltimore Colts ... (BL)	26	21	S 23	Los Angeles Rams ... (LA)	27	23
O 11	Los Angeles Rams ... (W)	21	28	S 30	Green Bay Packers ... (GB)	0	49
O 18	Baltimore Colts ... (W)	7	21	O 7	Minnesota Vikings ... (M)	13	0
O 25	San Francisco 49ers ... (SF)	17	20	O 14	San Francisco 49ers ... (W)	27	34
N 1	Los Angeles Rams ... (LA)	26	21	O 21	Baltimore Colts ... (W)	35	15
N 8	Green Bay Packers ... (W)	28	17	O 28	Detroit Lions ... (D)	3	11
N 15	San Francisco 49ers ... (W)	14	3	N 4	Green Bay Packers ... (W)	7	38
N 22	Detroit Lions ... (D)	24	14	N 11	Minnesota Vikings ... (W)	31	30
N 29	Chicago Cardinals ... (S)	31	7	N 18	Dallas Cowboys ... (DA)	34	33
D 6	Pittsburgh Steelers ... (W)	27	21	N 25	Baltimore Colts ... (BL)	57	0
D 13	Detroit Lions ... (W)	25	14	D 2	New York Giants ... (W)	24	26
		252	196	D 9	Los Angeles Rams ... (W)	30	14
				D 16	Detroit Lions ... (W)	3	0
						321	287

1960 SEASON .454
Won 5 Lost 6 Tied 1

George S. Halas — Coach		Bears	Opp.
S 25	Green Bay Packers ... (GB)	17	14

1961 SEASON .571
Won 8 Lost 6

George S. Halas — Coach		Bears	Opp.				
S 17	Minnesota Vikings ... (M)	13	37	S 17	Minnesota Vikings ... (M)	13	37
S 23	Los Angeles Rams ... (LA)	21	17	S 23	Los Angeles Rams ... (LA)	21	17
O 1	Green Bay Packers ... (GB)	0	24	O 1	Green Bay Packers ... (GB)	0	24
O 8	Detroit Lions ... (D)	31	17	O 8	Detroit Lions ... (D)	31	17
O 15	Baltimore Colts ... (W)	24	10	O 15	Baltimore Colts ... (W)	24	10
O 22	San Francisco 49ers ... (W)	31	0	O 22	San Francisco 49ers ... (W)	31	0
O 29	Baltimore Colts ... (BL)	21	20	O 29	Baltimore Colts ... (BL)	21	20
N 5	Philadelphia Eagles ... (PH)	14	16	N 5	Philadelphia Eagles ... (PH)	14	16
N 12	Green Bay Packers ... (W)	28	31	N 12	Green Bay Packers ... (W)	28	31
N 19	San Francisco 49ers ... (SF)	31	41	N 19	San Francisco 49ers ... (SF)	31	41
N 26	Los Angeles Rams ... (W)	28	24	N 26	Los Angeles Rams ... (W)	28	24
D 3	Detroit Lions ... (W)	15	16	D 3	Detroit Lions ... (W)	15	16
D 10	Cleveland Browns ... (W)	17	14	D 10	Cleveland Browns ... (W)	17	14
D 17	Minnesota Vikings ... (W)	52	35	D 17	Minnesota Vikings ... (W)	52	35
		326	302			326	302

1962 SEASON .642
Won 9 Lost 5

George S. Halas — Coach		Bears	Opp.				
S 16	San Francisco 49ers ... (SF)	30	14	S 16	San Francisco 49ers ... (SF)	30	14
S 23	Los Angeles Rams ... (LA)	27	23	S 23	Los Angeles Rams ... (LA)	27	23
S 30	Green Bay Packers ... (GB)	0	49	S 30	Green Bay Packers ... (GB)	0	49
O 7	Minnesota Vikings ... (M)	13	0	O 7	Minnesota Vikings ... (M)	13	0
O 14	San Francisco 49ers ... (W)	27	34	O 14	San Francisco 49ers ... (W)	27	34
O 21	Baltimore Colts ... (W)	35	15	O 21	Baltimore Colts ... (W)	35	15
O 28	Detroit Lions ... (D)	3	11	O 28	Detroit Lions ... (D)	3	11
N 4	Green Bay Packers ... (W)	7	38	N 4	Green Bay Packers ... (W)	7	38
N 11	Minnesota Vikings ... (W)	31	30	N 11	Minnesota Vikings ... (W)	31	30
N 18	Dallas Cowboys ... (DA)	34	33	N 18	Dallas Cowboys ... (DA)	34	33
N 25	Baltimore Colts ... (BL)	57	0	N 25	Baltimore Colts ... (BL)	57	0
D 2	New York Giants ... (W)	24	26	D 2	New York Giants ... (W)	24	26
D 9	Los Angeles Rams ... (W)	30	14	D 9	Los Angeles Rams ... (W)	30	14
D 16	Detroit Lions ... (W)	3	0	D 16	Detroit Lions ... (W)	3	0
		321	287			321	287

1963 SEASON .916
Won 11 Lost 1 Tied 2

George S. Halas — Coach		Bears	Opp.		
S 15 Green Bay Packers .. (GB)	10	3	D 19 Minnesota Vikings (W)	17	24
S 22 Minnesota Vikings (M)	28	7		409	275
S 29 Detroit Lions (D)	37	21	1966 SEASON .416		
O 6 Baltimore Colts (W)	10	3	Won 5 Lost 7 Tied 2		
O 13 Los Angeles Rams (LA)	52	14	George S. Halas — Coach		Bears
O 20 San Francisco 49ers .. (SF)	14	20	S 11 Detroit Lions (D)	3	14
O 27 Philadelphia Eagles ... (W)	16	7	S 16 Los Angeles Rams ... (LA)	17	31
N 3 Baltimore Colts (BL)	17	7	S 25 B Y E		
N 10 Los Angeles Rams (W)	6	0	O 2 Minnesota Vikings (M)	13	10
N 17 Green Bay Packers ... (W)	26	7	O 9 Baltimore Colts (W)	27	17
N 24 Pittsburgh Steelers ... (PI)	17	17	O 16 Green Bay Packers ... (W)	0	17
D 1 Minnesota Vikings (W)	17	17	O 23 Los Angeles Rams (W)	17	10
D 8 San Francisco 49ers ... (W)	27	17	O 31 St. Louis Cardinals .. (SL)	17	24
D 15 Detroit Lions (W)	24	14	N 6 Detroit Lions (W)	10	10
	301	144	N 13 San Francisco 49ers .. (W)	30	30

NFL CHAMPIONSHIP

D 29 New York Giants (W)	14	10
--------------------------------	----	----

1964 SEASON .357

Won 5 Lost 9

George S. Halas — Coach		Bears	Opp.
S 13 Green Bay Packers ... (GB)	12	23	
S 20 Minnesota Vikings (M)	34	28	
S 27 Baltimore Colts (BL)	0	52	
O 4 San Francisco 49ers .. (SF)	21	31	
O 11 Los Angeles Rams (W)	38	17	
O 18 Detroit Lions (W)	0	10	
O 25 Washington Redskins (WA)	20	27	
N 1 Dallas Cowboys (W)	10	24	
N 8 Baltimore Colts (W)	24	40	
N 15 Los Angeles Rams ... (LA)	34	24	
N 22 San Francisco 49ers ... (W)	23	21	
N 26 Detroit Lions (D)	27	24	
D 5 Green Bay Packers ... (W)	3	17	
D 13 Minnesota Vikings (W)	14	41	
	260	379	

1965 SEASON .642

Won 9 Lost 5

George S. Halas — Coach		Bears	Opp.
S 19 San Francisco 49ers .. (SF)	24	52	
S 25 Los Angeles Rams ... (LA)	28	30	
O 3 Green Bay Packers ... (GB)	14	23	
O 10 Los Angeles Rams (W)	31	6	
O 17 Minnesota Vikings (M)	45	37	
O 24 Detroit Lions (W)	38	10	
O 31 Green Bay Packers ... (W)	31	10	
N 7 Baltimore Colts (W)	21	26	
N 14 St. Louis Cardinals ... (W)	34	13	
N 21 Detroit Lions (D)	17	10	
N 28 New York Giants (NY)	35	14	
D 5 Baltimore Colts (BL)	13	0	
D 12 San Francisco 49ers .. (W)	61	20	

George S. Halas — Coach		Bears	Opp.
S 11 Detroit Lions (D)	3	14	
S 16 Los Angeles Rams ... (LA)	17	31	
O 2 Minnesota Vikings (M)	13	10	
O 9 Baltimore Colts (W)	27	17	
O 16 Green Bay Packers ... (W)	0	17	
O 23 Los Angeles Rams (W)	17	10	
O 31 St. Louis Cardinals .. (SL)	17	24	
N 6 Detroit Lions (W)	10	10	
N 13 San Francisco 49ers .. (W)	30	30	
N 20 Green Bay Packers ... (GB)	6	13	
N 27 Atlanta Falcons (W)	23	6	
D 4 Baltimore Colts (BL)	16	21	
D 11 San Francisco 49ers ... (SF)	14	41	
D 18 Minnesota Vikings (W)	41	28	
	234	272	

1967 SEASON .538

Won 7 Lost 6 Tied 1

George S. Halas — Coach		Bears	Opp.
S 17 Pittsburgh Steelers ... (PI)	13	41	
S 24 Green Bay Packers ... (GB)	10	13	
O 1 Minnesota Vikings (M)	17	7	
O 8 Baltimore Colts (W)	3	24	
O 15 Detroit Lions (W)	14	3	
O 22 Cleveland Browns ... (CL)	0	24	
O 29 Los Angeles Rams (W)	17	28	
N 5 Detroit Lions (D)	27	13	
N 12 New York Giants (W)	34	7	
N 19 St. Louis Cardinals ... (W)	30	3	
N 26 Green Bay Packers ... (W)	13	17	
D 3 San Francisco 49ers ... (SF)	28	14	
D 10 Minnesota Vikings (W)	10	10	
D 17 Atlanta Falcons (A)	23	14	
	239	218	

1968 SEASON .500

Won 7 Lost 7

Jim Dooley — Coach		Bears	Opp.
S 15 Washington Redskins .. (W)	28	38	
S 22 Detroit Lions (D)	0	42	
S 29 Minnesota Vikings (M)	27	17	
O 6 Baltimore Colts (BL)	7	28	
O 13 Detroit Lions (W)	10	28	
O 20 Philadelphia Eagles .. (PH)	29	16	
O 27 Minnesota Vikings (W)	26	24	
N 3 Green Bay Packers ... (GB)	13	10	
N 10 San Francisco 49ers .. (W)	27	19	

N 17 Atlanta Falcons (W)	13
N 24 Dallas Cowboys (W)	3
D 1 New Orleans Saints (NO)	23
D 8 Los Angeles Rams (LA)	17
D 15 Green Bay Packers (W)	27
		250

1969 SEASON .071

O 31 Dallas Cowboys (S)	23
N 7 Green Bay Packers (S)	14
N 14 Washington Redskins (S)	16
N 21 Detroit Lions (S)	3
N 29 Miami Dolphins (MI)	3
D 5 Denver Broncos (DN)	3
D 12 Green Bay Packers (GB)	10
D 19 Minnesota Vikings (S)	10
		185
		276

Won 1 **Lost 13**

Bears Opp.

1972 SEASON .307

Won 4 **Lost 9** **Tied 1**

Bears Opp.

Jim Dooley — Coach		
S 21 Green Bay Packers (GB)	0
S 28 St. Louis Cardinals (SL)	17
O 5 New York Giants (NY)	20
O 12 Minnesota Vikings (DS)	24
O 19 Detroit Lions (D)	0
O 26 Los Angeles Rams (W)	7
N 2 Minnesota Vikings (M)	14
N 9 Pittsburgh Steelers (W)	31
N 16 Atlanta Falcons (A)	48
N 23 Baltimore Colts (W)	21
N 20 Cleveland Browns (W)	24
D 6 San Francisco 49ers (SF)	21
D 14 Green Bay Packers (W)	3
D 21 Detroit Lions (W)	3
		210
		339

1970 SEASON .428

Won 6 **Lost 8**

Bears Opp.

1973 SEASON .214

Won 3 **Lost 11**

Bears Opp.

Jim Dooley — Coach		
S 19 New York Giants (NY)	24
S 27 Philadelphia Eagles (DS)	20
O 5 Detroit Lions (D)	14
O 11 Minnesota Vikings (W)	0
O 18 San Diego Chargers (W)	7
O 25 Detroit Lions (W)	10
N 1 Atlanta Falcons (A)	14
N 8 San Francisco 49ers (W)	16
N 15 Green Bay Packers (GB)	19
N 22 Buffalo Bills (W)	31
N 29 Baltimore Colts (BL)	20
D 5 Minnesota Vikings (M)	13
D 13 Green Bay Packers (W)	35
D 20 New Orleans Saints (NO)	24
		256
		261

1971 SEASON .428

Won 6 **Lost 8**

Bears Opp.

1974 SEASON .286

Won 4 **Lost 10**

Bears Opp.

Jim Dooley — Coach		
S 19 Pittsburgh Steelers (S)	17
S 26 Minnesota Vikings (M)	20
O 3 Los Angeles Rams (LA)	3
O 10 New Orleans Saints (S)	35
O 17 San Francisco 49ers (SF)	0
O 24 Detroit Lions (D)	28

Abe Gibron — Coach		
S 15 Pittsburgh Steelers (S)	15
S 22 New York Jets (S)	17
S 29 Minnesota Vikings (M)	14
S 15 Detroit Lions (S)	17
S 22 New York Jets (S)	21
S 29 Minnesota Vikings (M)	7

O 6	New Orleans Saints ... (S)	24	10	S 12	Detroit Lions ... (S)	10	3
O 13	Atlanta Falcons ... (A)	10	13	S 19	San Francisco 49ers . (SF)	19	12
O 21	Green Bay Packers ... (S)	10	9	S 26	Atlanta Falcons ... (S)	0	10
O 27	Buffalo Bills ... (BF)	6	16	O 3	Washington Redskins ... (S)	33	7
N 3	Minnesota Vikings ... (S)	0	17	O 10	Minnesota Vikings ... (M)	19	20
N 10	Green Bay Packers ... (ML)	3	20	O 17	Los Angeles Rams ... (LA)	12	20
N 17	San Francisco 49ers ... (S)	0	34	O 24	Dallas Cowboys ... (DA)	21	31
N 24	Detroit Lions ... (D)	17	34	O 31	Minnesota Vikings ... (S)	14	13
D 1	New York Giants ... (S)	16	13	N 7	Oakland Raiders ... (S)	27	28
D 8	San Diego Chargers ... (SD)	21	28	N 14	Green Bay Packers ... (S)	24	13
D 15	Washington Redskins (WA)	0	42	N 21	Detroit Lions ... (P)	10	14
		152	279	N 28	Green Bay Packers ... (GB)	16	10
				D 5	Seattle Seahawks ... (SE)	34	7
				D 12	Denver Broncos ... (S)	14	28
						253	216

1975 SEASON .286

Won 4 Lost 10

Jack Pardee — Coach	Bears	Opp.	
S 21	Baltimore Colts ... (S)	7	35
S 28	Philadelphia Eagles ... (S)	15	13
O 5	Minnesota Vikings ... (M)	3	28
O 12	Detroit Lions ... (D)	7	27
O 19	Pittsburgh Steelers ... (PI)	3	34
O 27	Minnesota Vikings ... (S)	9	13
N 2	Miami Dolphins ... (S)	13	46
N 9	Green Bay Packers ... (S)	27	14
N 16	San Francisco 49ers ... (SF)	3	31
N 23	Los Angeles Rams ... (LA)	10	38
N 30	Green Bay Packers ... (GB)	7	28
D 7	Detroit Lions ... (S)	25	21
D 14	St. Louis Cardinals ... (S)	20	34
D 21	New Orleans Saints ... (NO)	42	17
		191	379

1976 SEASON .500

Won 7 Lost 7

Jack Pardee — Coach	Bears	Opp.	
----------------------------	--------------	-------------	--

1977 SEASON .643

Won 9 Lost 5

Jack Pardee — Coach	Bears	Opp.	
S 18	Detroit Lions ... (S)	30	20
S 25	St. Louis Cardinals ... (SL)	13	16
O 2	New Orleans Saints ... (S)	24	42
O 10	Los Angeles Rams ... (S)	24	23
O 16	Minnesota Vikings ... (M)	16	22
O 23	Atlanta Falcons ... (S)	10	16
O 30	Green Bay Packers ... (GB)	26	0
N 6	Houston Oilers ... (H)	0	47
N 13	Kansas City Chiefs ... (S)	28	27
N 20	Minnesota Vikings ... (S)	10	7
N 24	Detroit Lions ... (P)	31	14
D 4	Tampa Bay Buccaneers (TB)	10	0
D 11	Green Bay Packers ... (S)	21	10
D 18	New York Giants ... (NJ)	12	9
		255	253

DIVISIONAL PLAYOFFS

D 26	Dallas Cowboys ... (DA)	7	37
------	-------------------------	---	----

Recent Pre-Season Results

1976 PRE-SEASON .833

Won 5 Lost 1

Jack Pardee — Coach	Bears	Opp.	
J 31	Denver Broncos ... (DN)	15	14
A 7	Seattle Seahawks ... (SP)	27	16
A 14	Baltimore Colts ... (S)	25	14
A 21	St. Louis Cardinals ... (S)	14	20
A 28	Tampa Bay Buccaneers (TB)	10	7
S 3	Washington Redskins (WA)	9	7
		100	78

1977 PRE-SEASON .429

Won 3 Lost 4

Jack Pardee — Coach	Bears	Opp.	
J 30	New York Jets ... (C)	20	6
A 6	New Orleans Saints ... (S)	14	20
A 13	Oakland Raiders ... (O)	20	13
A 20	Houston Oilers ... (H)	14	10
A 25	Cleveland Browns ... (CL)	7	14
S 2	St. Louis Cardinals ... (SL)	14	23
S 10	Cincinnati Bengals ... (S)	6	24
		95	110

1978 NATIONAL FOOTBALL LEAGUE PRESEASON SCHEDULE

(All times local)

SATURDAY, JULY 29

Philadelphia vs. Miami at Canton, Ohio 3:30

FRIDAY, AUGUST 4

San Diego at Seattle 7:30

SATURDAY, AUGUST 5

Cincinnati at Tampa Bay 8:00

Oakland at Chicago 6:00

Kansas City at Green Bay 8:00

Washington at Minnesota 8:00

San Francisco at Dallas 8:00

Philadelphia vs. New Orleans at Mexico City 3:00

New England at Los Angeles 7:00

St. Louis at Miami 7:00

Pittsburgh at Baltimore 6:00

Denver at Houston 8:00

Buffalo at Detroit 8:00

MONDAY, AUGUST 7

Atlanta at New York Jets in Giants Stadium 8:00

New York Giants at Cleveland 8:00

FRIDAY, AUGUST 11

Green Bay at Washington 7:30

SATURDAY, AUGUST 12

Baltimore at Tampa Bay 8:00

St. Louis at Chicago 6:00

Dallas at Denver 1:00

Miami at New Orleans 7:00

San Diego at Los Angeles 7:00

Seattle at San Francisco 6:00

Cleveland at Buffalo 7:30

New England at Oakland 6:00

Detroit at Cincinnati 8:00

Minnesota at Kansas City 7:30

New York Jets at New York Giants 8:00

Atlanta at Pittsburgh 8:00

MONDAY, AUGUST 14

Philadelphia at Houston 7:00

THURSDAY, AUGUST 17

Los Angeles at Seattle 7:30

FRIDAY, AUGUST 18

Washington at Baltimore 8:00

Minnesota at Miami 9:00

SATURDAY, AUGUST 19

Tampa Bay at New Orleans 7:00

Chicago at Cincinnati 8:00

St. Louis at Green Bay 8:00

Houston at Dallas 8:00

Denver at Buffalo 7:30

Philadelphia at Atlanta 7:00

Pittsburgh at New York Giants 8:00

New York Jets at San Diego 6:00

SUNDAY, AUGUST 20

Oakland at San Francisco 1:00

Kansas City at New England 1:45

MONDAY, AUGUST 21

Detroit at Cleveland 8:00

THURSDAY, AUGUST 24

Chicago at Seattle 7:30

FRIDAY, AUGUST 25

Atlanta at Washington 7:30

New York Jets at Philadelphia 8:00

Miami at Tampa Bay 8:00

San Francisco at Denver 7:00

SATURDAY, AUGUST 26

Cincinnati vs. Green Bay in Milwaukee 8:00

Pittsburgh at Dallas 8:00

Los Angeles at Oakland 6:00

New Orleans at Houston 8:00

Buffalo at Minnesota 8:00

Baltimore at Detroit 8:00

San Diego at New York Giants 8:00

St. Louis at Kansas City 7:30

SUNDAY, AUGUST 27

Cleveland at New England 1:45

BEARS ON RADIO

All Bear games can be heard for the second year on WBBM Newsradio 78 (780kc) live with play-by-play description by Joe McConnell and analysis by Brad Palmer. Games are sandwiched around one-hour pre- and post-game shows.

1978 NATIONAL FOOTBALL LEAGUE SCHEDULE

(All times local)

SATURDAY, SEPTEMBER 2

New York Giants at Tampa Bay 8:00

SUNDAY, SEPTEMBER 3

Green Bay at Detroit 1:00

Houston at Atlanta 1:00

Kansas City at Cincinnati 1:00

Los Angeles at Philadelphia 1:00

Miami at New York Jets 1:00

Minnesota at New Orleans 1:00

Oakland at Denver 2:00

Pittsburgh at Buffalo 1:00

St. Louis at Chicago 1:00

San Diego at Seattle 1:00

San Francisco at Cleveland 1:00

Washington at New England 1:00

MONDAY, SEPTEMBER 4

Baltimore at Dallas 8:00

SATURDAY, SEPTEMBER 9

Detroit at Tampa Bay 8:00

SUNDAY, SEPTEMBER 10

Atlanta at Los Angeles 1:00

Chicago at San Francisco 1:00

Cincinnati at Cleveland 1:00

Dallas at New York Giants 1:00

Houston at Kansas City 1:00

Miami at Baltimore 4:00

New England at St. Louis 1:00

New Orleans vs. Green Bay at Milw. 1:00

New York Jets at Buffalo 4:00

Oakland at San Diego 1:00

Philadelphia at Washington 1:00

Seattle at Pittsburgh 1:00

MONDAY, SEPTEMBER 11

Denver at Minnesota 8:00

SUNDAY, SEPTEMBER 17

Buffalo at Miami 4:00

Chicago at Detroit 1:00

Cleveland at Atlanta 1:00

Dallas at Los Angeles 1:00

Kansas City at New York Giants 1:00

Oakland at Green Bay 1:00

Philadelphia at New Orleans 1:00

Pittsburgh at Cincinnati 1:00

San Diego at Denver 2:00

San Francisco at Houston 1:00

Seattle at New York Jets 1:00

Tampa Bay at Minnesota 1:00

Washington at St. Louis 1:00

MONDAY, SEPTEMBER 18

Baltimore at New England 9:00

SUNDAY, SEPTEMBER 24

Atlanta at Tampa Bay 4:00

Baltimore at Buffalo 1:00

Cleveland at Pittsburgh 1:00

Denver at Kansas City 1:00

Detroit at Seattle 1:00

Green Bay at San Diego 1:00

Los Angeles at Houston 1:00

Miami at Philadelphia 1:00

New England at Oakland 6:00

New Orleans at Cincinnati 1:00

New York Jets at Washington 1:00

St. Louis at Dallas 3:00

San Francisco at New York Giants 4:00

MONDAY, SEPTEMBER 25

Minnesota at Chicago 8:00

SUNDAY, OCTOBER 1

Cincinnati at San Francisco 1:00

Detroit vs. Green Bay at Milw. 1:00

Houston at Cleveland 1:00

Kansas City at Buffalo 1:00

Los Angeles at New Orleans 1:00

Minnesota at Tampa Bay 1:00

New York Giants at Atlanta 1:00

Oakland at Chicago 3:00

Philadelphia at Baltimore 2:00

Pittsburgh at New York Jets 1:00

St. Louis at Miami 1:00

San Diego at New England 1:00

Seattle at Denver 2:00

MONDAY, OCTOBER 2

Dallas at Washington 9:00

SUNDAY, OCTOBER 8

Atlanta at Pittsburgh 1:00

Baltimore at St. Louis 1:00

Buffalo at New York Jets 1:00

Chicago at Green Bay 1:00

Cleveland at New Orleans 1:00

Denver at San Diego 1:00

Houston at Oakland	1:00
Minnesota at Seattle	1:00
New York Giants at Dallas	1:00
Philadelphia at New England	1:00
San Francisco at Los Angeles	1:00
Tampa Bay at Kansas City	1:00
Washington at Detroit	1:00

MONDAY, OCTOBER 9

Cincinnati at Miami	8:30
---------------------	------

SUNDAY, OCTOBER 15

Buffalo at Houston	1:00
Dallas at St. Louis	1:00
Detroit at Atlanta	1:00
Kansas City at Oakland	1:00
Los Angeles at Minnesota	3:00
Miami at San Diego	1:00
New England at Cincinnati	1:00
New Orleans at San Francisco	1:00
New York Jets at Baltimore	2:00
Pittsburgh at Cleveland	1:00
Seattle vs. Green Bay at Milw.	1:00
Tampa Bay at New York Giants	1:00
Washington at Philadelphia	1:00

MONDAY, OCTOBER 16

Chicago at Denver	7:00
-------------------	------

SUNDAY, OCTOBER 22

Atlanta at San Francisco	1:00
Chicago at Tampa Bay	1:00
Cincinnati at Buffalo	1:00
Cleveland at Kansas City	1:00
Denver at Baltimore	4:00
Green Bay at Minnesota	1:00
Miami at New England	1:00
New Orleans at Los Angeles	1:00
Oakland at Seattle	1:00
Philadelphia at Dallas	1:00
St. Louis at New York Jets	1:00
San Diego at Detroit	1:00
Washington at New York Giants	1:00

MONDAY, OCTOBER 23

Houston at Pittsburgh	9:00
-----------------------	------

THURSDAY, OCTOBER 26

Minnesota at Dallas	7:30
---------------------	------

SUNDAY, OCTOBER 29

Baltimore at Miami	4:00
Buffalo at Cleveland	1:00
Denver at Seattle	1:00
Detroit at Chicago	1:00
Houston at Cincinnati	1:00
Kansas City at Pittsburgh	1:00
New York Giants at New Orleans	1:00
New York Jets at New England	1:00

St. Louis at Philadelphia	1:00
San Diego at Oakland	1:00
San Francisco at Washington	1:00
Tampa Bay at Green Bay	1:00

MONDAY, OCTOBER 30

Los Angeles at Atlanta	9:00
------------------------	------

SUNDAY, NOVEMBER 5

Cincinnati at San Diego	1:00
Cleveland at Houston	1:00
Dallas at Miami	4:00
Detroit at Minnesota	1:00
Green Bay at Philadelphia	1:00
New England at Buffalo	1:00
New Orleans at Pittsburgh	1:00
New York Giants at St. Louis	12:00
New York Jets at Denver	2:00
Oakland at Kansas City	1:00
San Francisco at Atlanta	1:00
Seattle at Chicago	12:00
Tampa Bay at Los Angeles	1:00

MONDAY, NOVEMBER 6

Washington at Baltimore	9:00
-------------------------	------

SUNDAY, NOVEMBER 12

Atlanta at New Orleans	1:00
Baltimore at Seattle	1:00
Chicago at Minnesota	3:00
Dallas vs. Green Bay at Milw.	1:00
Denver at Cleveland	1:00
Houston at New England	1:00
Kansas City at San Diego	1:00
Miami at Buffalo	1:00
New York Giants at Washington	1:00
New York Jets at Philadelphia	1:00
Pittsburgh at Los Angeles	5:00
St. Louis at San Francisco	1:00
Tampa Bay at Detroit	1:00

MONDAY, NOVEMBER 13

Oakland at Cincinnati	9:00
-----------------------	------

SUNDAY, NOVEMBER 19

Atlanta at Chicago	1:00
Buffalo at Tampa Bay	1:00
Cincinnati at Pittsburgh	4:00
Cleveland at Baltimore	2:00
Detroit at Oakland	1:00
Green Bay at Denver	2:00
Los Angeles at San Francisco	1:00
New England at New York Jets	1:00
New Orleans at Dallas	1:00
Philadelphia at New York Giants	1:00
St. Louis at Washington	1:00
San Diego at Minnesota	1:00
Seattle at Kansas City	1:00

MONDAY, NOVEMBER 20

Miami at Houston 8:00

THURSDAY, NOVEMBER 23

Denver at Detroit 12:30

Washington at Dallas 2:30

SUNDAY, NOVEMBER 26

Cincinnati at Houston 1:00

Los Angeles at Cleveland 1:00

Minnesota at Green Bay 1:00

New England at Baltimore 4:00

New York Giants at Buffalo 1:00

New York Jets at Miami 1:00

New Orleans at Atlanta 1:00

Philadelphia at St. Louis 1:00

San Diego at Kansas City 1:00

Seattle at Oakland 1:00

Tampa Bay at Chicago 1:00

MONDAY, NOVEMBER 27

Pittsburgh at San Francisco 6:00

SUNDAY, DECEMBER 3

Atlanta at Cincinnati 1:00

Baltimore at New York Jets 1:00

Buffalo at Kansas City 1:00

Cleveland at Seattle 1:00

Denver at Oakland 6:00

Detroit at St. Louis 1:00

Green Bay at Tampa Bay 1:00

Los Angeles at New York Giants 1:00

Miami at Washington 1:00

New England at Dallas 3:00

Philadelphia at Minnesota 1:00

Pittsburgh at Houston 1:00

San Francisco at New Orleans 1:00

MONDAY, DECEMBER 4

Chicago at San Diego 6:00

SATURDAY, DECEMBER 9

Baltimore at Pittsburgh 1:00

Minnesota at Detroit 4:00

SUNDAY, DECEMBER 10

Buffalo at New England 1:00

Dallas at Philadelphia 1:00

Green Bay at Chicago 1:00

Houston at New Orleans 1:00

Kansas City at Denver 2:00

New York Jets at Cleveland 1:00

Oakland at Miami 4:00

St. Louis at New York Giants 1:00

Seattle at San Diego 1:00

Tampa Bay at San Francisco 1:00

Washington at Atlanta 1:00

MONDAY, DECEMBER 11

Cincinnati at Los Angeles 6:00

SATURDAY, DECEMBER 16

Chicago at Washington 1:00

Pittsburgh at Denver 2:00

SUNDAY, DECEMBER 17

Atlanta at St. Louis 1:00

Buffalo at Baltimore 2:00

Cleveland at Cincinnati 1:00

Dallas at New York Jets 1:00

Green Bay at Los Angeles 1:00

Kansas City at Seattle 1:00

Minnesota at Oakland 1:00

New Orleans at Tampa Bay 1:00

New York Giants at Philadelphia 1:00

San Diego at Houston 3:00

San Francisco at Detroit 1:00

MONDAY, DECEMBER 18

New England at Miami 9:00

POSTSEASON

Sunday, December 24
 Saturday, December 30
 Sunday, December 31
 Sunday, January 7

Sunday, January 21
 Monday, January 29

NFL First Round Playoffs
 AFC and NFC Divisional Playoffs
 AFC and NFC Divisional Playoffs
 AFC Championship Game
 NFC Championship Game
 Super Bowl XIII in Orange Bowl, Miami, Fla.
 AFC-NFC Pro Bowl at Los Angeles

Selection of Playoff Clubs

1. Three division champions from each conference.
2. Two "wild card" clubs (fourth and fifth best records) from each conference. Both wild cards may come from the same division. Clubs eliminated in Divisional Championship tie-breakers are eligible if their records qualify them.

Pairings and Priority

1. First Round—Wild cards play each other. Home clubs will be the clubs with the best won-lost percentage in the regular season. If tied in record, apply all applicable divisional tie-breakers.

2. Other Rounds—Sites for the AFC and NFC Divisional Playoffs and the AFC and NFC Championship Games are determined by the won-lost records of the divisional champions. In the Divisional Playoffs in each conference, the two divisional winners with the highest won-lost percentages during the regular season will be the home teams. The division winner with the best percentage will be host to the wild card game winner and the division winner with the second best percentage will be host to the third division winner, unless the wild card team is from the same division as the winner with the highest percentage. In that event, the division winner with the best percentage will be host to the third division winner and the second highest division winner to the wild card.

In the Championship Games, the home teams will be surviving division winners with the best won-lost percentage during the regular season.

Division Ties

If, at the end of the regular season, two or more clubs in the same division finish with the best won-lost-tied percentage, the following steps will be taken until a champion is determined:

Two Clubs

1. Head-to-head (best won-lost-tied percentage in games between the clubs).
2. Best won-lost-tied percentage in games played within the division.
3. Best won-lost-tied percentage vs. common opponents, if applicable.
4. Best rating determined by losses vs. common opponents (low total wins; ties count half-win, half-loss).
5. Strength-of-schedule (aggregate won-lost-tied percentage of a club's regular season opponents; club which faced schedule with highest percentage wins).
6. Best net points vs. common opponents.
7. Best net touchdowns vs. common opponents.
8. Best net points vs. all opponents.
9. Coin toss.

Three or More Clubs

1. Head-to-head sweep (club must win all of its games with all others in the set. Club which loses all of its games with all others in the set is eliminated. If two clubs remain tied after a third club is eliminated, tie-breaker reverts to Step One of two-club format).
2. Best won-lost-tied percentage vs. common opponents.
3. Best rating determined by losses vs. common opponents (low total wins; ties count half-win, half-loss).
4. Strength-of-schedule (aggregate won-lost-tied percentage of a club's regular season opponents; club which faced schedule with highest percentage wins).
5. Best net points vs. common opponents.
6. Best net touchdowns vs. common opponents.
7. Best net points vs. all opponents.
8. Coin toss.

Wild Card Ties

If necessary to break ties to determine the two wild card clubs, the following steps will be taken until two clubs remain:

1. If all the tied clubs are from the same division, apply division tie-breakers.
2. If the tied clubs are from different divisions, the following steps will be taken:

Two Clubs

1. Head-to-head, if applicable
2. Best won-lost-tied percentage vs. common opponents.
3. Strength-of-schedule.
4. Best net points vs. all opponents.
5. Best net touchdowns vs. all opponents.
6. Coin flip.

Three or More Clubs

1. Head-to-head sweep.
2. Best won-lost-tied percentage vs. common opponents (minimum of two).
3. Strength-of-schedule.
4. Best net points vs. all opponents.
5. Best net touchdowns vs. all opponents.
6. Coin flip.

1978 OPPONENTS

- Atlanta Falcons:** Head Coach—Leeman Bennett. PR Director—Charlie Dayton. Home—Atlanta—Fulton County Stadium (60,498). 1977 Record—7-7 (2nd in the NFC West). Office Telephone—(404) 588-1111.
- Cincinnati Bengals:** Head Coach—Bill Johnson. PR Director—Allan Heim. Home—Riverfront Stadium (56,200). 1977 Record—8-6 (tied for 2nd in the AFC Central). Office Telephone—(513) 621-3550.
- Denver Broncos:** Head Coach—Red Miller. PR Director—Bob Peck. Home—Denver Mile High Stadium (75,087). 1977 Record—12-2 (1st in the AFC Western). Office Telephone—(303) 623-8778.
- Detroit Lions:** Head Coach—Monte Clark. PR Director—Don Kremer. Home—Pontiac Silverdome (80,638). 1977 Record—6-8 (3rd in the NFC Central). Office Telephone—(313) 335-4131.
- Green Bay Packers:** Head Coach—Bart Starr. PR Director—Chuck Lane. Home—Lambeau Field (56,267). Milwaukee County Stadium (55,896). 1977 Record—4-10 (4th in the NFC Central). Office Telephone—(414) 494-2351.
- Minnesota Vikings:** Head Coach—Bud Grant. PR Director—Merrill Swanson. Home—Metropolitan Stadium, Bloomington (48,446). 1977 Record—9-5 (1st in the NFC Central). Office Telephone—(612) 920-4805.
- Oakland Raiders:** Head Coach—John Madden. PR Contact—Al LoCasale. Home—Alameda County Stadium (54,615). 1977 Record—11-3 (2nd in the AFC Western). Office Telephone—(415) 562-5900.
- St. Louis Cardinals:** Head Coach—Bud Wilkinson. PR Director—Kevin Byrne. Home—Pusch Memorial Stadium (51,392). 1977 Record—7-7 (3rd in the NFC Eastern). Office Telephone—(314) 421-0777.
- San Diego Chargers:** Head Coach—Tommy Prothro. PR Director—Rick Smith. Home—San Diego Stadium (52,568). 1977 Record—7-7 (3rd in the AFC Western). Office Telephone—(714) 280-2111.
- San Francisco 49ers:** Head Coach—Pete McCulley. PR Director—Dave Frei. Home—Candlestick Park (61,246). 1977 Record—5-9 (3rd in the NFC Western). Office Telephone—(415) 468-1149.
- Seattle Seahawks:** Head Coach—Jack Patena. PR Director—Don Andersen. Home—Kingdome (64,752). 1977 Record—5-9 (4th in the AFC Western). Office Telephone—(206) 827-9777.
- Tampa Bay Buccaneers:** Head Coach—John McKay. PR Director—Bob Best. Home—Tampa Stadium (71,600). 1977 Record—2-12 (5th in the NFC Central). Office Telephone—(813) 870-2700.
- Washington Redskins:** Head Coach—Jack Pardee. PR Director—Joe Blair. Home—Robert F. Kennedy Stadium (55,004). 1977 Record—9-5 (2nd in the NFC Eastern). Office Telephone—(703) 471-9100.

MEDIA INFORMATION

Credentials

Requests should be directed to Ted Haracz, Public Relations Director, Chicago Bears, 55 E. Jackson, Chicago 60604. Credentials will not be mailed after Monday of game week. Space is extremely limited in the Soldier Field press box. No guests are permitted and credentials are limited to working press.

Photographers

Limited to wire services, accredited daily newspapers and television stations.

Copy

Am Fax and Sports Comm are again expected to service the Soldier Field press box. Copy runners will be provided by the Bears. Inform Bear Public Relations office of filing method to facilitate game day operation.

Bank with the Bears.



American National Bank

33 North La Salle / La Salle at Wacker 60690 / Phone (312) 661-5000

We're the bank for business.